



Annual Report

2024




Telephone Numbers

Blue Hill Consolidated School	374-2202
Blue Hill Fire Department	374-2261
Blue Hill Hospital	374-3400
Blue Hill Post Office	374-5667
Blue Hill Public Library	374-5515
Blue Hill Surry Transfer Station	374-5458
George Stevens Academy	374-2808
Peninsula Ambulance Corps	374-9955
Blue Hill Peninsula Chamber	374-3242

Photo credit:

Front, Back, Page 1 & 39 Photos: Jessica Smith

Historic Photos: Courtesy of the Blue Hill Historical Society



Town of Blue Hill

2023 Annual Report

&

2024 Town Warrant

SCHEDULE OF SESSIONS

Friday, April 5: Town Hall

9:00 am.—Election of Moderator

10:00a.m. to 8p.m.—Election of Officers and Referendum Vote

Saturday, April 6: Blue Hill Consolidated School

9:00. a.m. to Adjournment—Open Town Meeting

Mailing Address: 18 Union Street, Blue Hill, ME 04614

Ph (207) 374-2281 **Fax** (207) 374-9935

bluehillme.gov

Office Hours:

Monday 8am-5:30pm

Tuesday - Fridays 8am -3pm

Table of Contents

Town Phone Numbers	Inside Front
Town Meeting and Town Office Information	1
Town Directory and Elected Officials	3
Appointed Board and Committee Members	4
Select Board Letter	5
Auditor's Report	7
Fire Department Report	12
Ambulance Report.....	13
Shellfish License Report.....	15
Tree Warden's Report.....	16
Code Enforcement Report.....	17
Road Commissioner Report.....	18
Snow Plow Routes	19
Elected Officials' Letters	20-25
In Memoriam.....	26
Blue Hill Heritage Trust Letter.....	27
Library Report.....	28
Blue Hill Consolidated School Letter.....	30
George Stevens Academy Letter.....	31
School Union 93 Letter	32
Appropriations & Expense Report	33
Treasurer's Report	38
Tax Collector and Town Clerk Report.....	39
Personal Property Taxes	40
Real Property Taxes	41
Budget Committee Report.....	85
Warrant	88
Sample Ballot.....	Inside Back Cover

Town Directory

Julie Atwell	Town Administrator.....	374-2281
Michelle Rockwell.....	Treasurer / Tax Collector	374-2281
Bryce Emerson.....	Code Enforcement & Facilities.....	374-2281
Julie Atwell	Town Clerk.....	374-2281
Sarah Lavallee.....	Deputy Clerk/ Deputy Registrar of Voters	374-2281
Benjamin Adams	Road Commissioner.....	356-6499
Christopher Kowalski	Public Works	374-2281
Derek Perkins	Superintendent of Schools	374-9927
Matt Dennison.....	Fire Chief	610-9255
David Soper	Transfer Station Manager	374-5458
Nick Niehoff.....	Harbor Master.....	266-1857
Carol Ann Cutler	Animal Control Officer.....	610-2220
Robert Carter.....	Cemetery Sexton.....	266-8653
Phil Norris.....	Tree Warden	374-2159
Steve Bechard.....	Shellfish Warden	479-3042
Broadband Coordinator.....	Butler Smythe	374-3838

Elected Officials

Select Board

Best, Ellen 2026

Dow, James 2025

Vacant 2025

Miller, Scott 2024*

Dooley, Sean 2024*

School Committee

Ryan, Anna 2026

Milliken, Nina 2024*

Snow, Jan 2025

Wooten, Ben 2026

Planning Board

Blanchard, Scott 2024

Breus, Sergei 2024

Cushman, Emily 2025

Martin, Matthew 2024

King, Wilson 2025

Riggall, Gavin 2026

McKeague, Marcia 2026

*Current term ends at 2024 Annual Town Meeting

Bold name denotes committee chair



Appointed Board & Committee Members

Board of Appeals

2028 Randall Curtis (chair)

2025 James Church
2024 David Dillon
2024 Nina Milliken
2026 Stephen Rappaport

Budget Committee

2024 John Richardson (chair)

2026 Aran Lawrence
2024 Carolyn Mor
2025 Amanda Woog
2025 <vacant>

Climate Resilience Committee

Indefinite appointment

Randy Curtis
David Dietrich
Jeff Milliken

Comprehensive Plan Committee

Indefinite appointment

George Hurvitt (co-chair)

Sarah King (co-chair)

Rich Boulet
Julie Jo Fehrle
Annie Grindal
Mark Hurvitt
Marcia McKeague
D. Scott Miller
Don Paine
Diana Page
Shelly Schildroth
Karen Wyatt

Marine Resources Committee

2024 James Wootten (chair)

2026 Geoffrey Anthony
2024 David Danielson
2025 Sean Guinness
2024 John Gulliver
2025 Tabor Horton
2026 Kipp Quinby
2025 Sean Walsh

Solid Waste

Committee (Transfer Station)

*Three members of Blue Hill and Surry
Select Boards*

D. Scott Miller (chair) (Blue Hill)

Mary Allen (Surry)
Ellen Best (Blue Hill)
Sean Dooley (Blue Hill)
Chris Stark (Surry)
Tom Welgoss (Surry)

Water District Trustees

To be appointed in 2024

Select Board Letter

Dear Fellow Citizens of Blue Hill,

We, your elected Select Board, are pleased to report that the business of town government went well in 2023. We successfully addressed the challenges posed by an inflationary economy, tight labor market, and major municipal infrastructure maintenance issues. We look forward to continuing to make improvements to our town in 2024.

We are very pleased to introduce Julie Atwell, our new Town Administrator, who possesses over a decade of town administration experience. Julie and her young family moved to Blue Hill last Fall and have been settling in nicely. Julie has proven to be a valuable asset in her work with the Select Board and in overseeing Blue Hill's daily town administration. We hope you join us in welcoming her to the community.

Voters approved the expansion of the Select Board to five (5) members in 2022 and, following a Select Board member resignation in 2023, the remaining members worked hard addressing the increasingly complicated issues facing all municipalities. We look forward to resuming our 5-member board in 2024 so we can continue offering unique perspectives that benefit Blue Hill, while still sharing similar concerns of the property tax implications.

We had a well-received and successful summer camp program in 2023, which met a real community need. We are pleased that the Blue Hill YMCA has agreed to continue offering a summer day camp in 2024 for area residents. The town is continuing its commitment to high-quality, low-cost summer programming by subsidizing the cost for Blue Hill residents.

Blue Hill created a Public Works department in 2023, which has been working diligently on the many town improvement projects. Our goal for this new department was that necessary town work be completed efficiently and at a cost savings to the town. We are pleased to report that the program is working as intended and will continue into 2024.

After a much longer process than anticipated, we, like many of you, are happy to see the completion of the MDOT South Street sidewalk project finally increasing the pedestrian infrastructure within Town.

We completed the competitive bidding process for the Mountain Road reconstruction, which will get underway in 2024, the latest step in our attention to the maintenance and proper care of our 25 miles of town roads.

Dave Soper was promoted to Manager of the Transfer Station in 2023. We are happy to have him and appreciate his energy and the many improvements he has implemented, including new signage, mechanical repairs, and general upgrades. While the costs of solid waste disposal continues to climb, especially transportation, we continue to look for all possible solutions to reduce the volume of waste. Ultimately, we are all part of the solution: reduce, reuse, recycle!

We thank Dennis Robertson for his twenty years of service as Harbormaster service following his retirement in February, and we appreciate his willingness to assist our new Harbormaster, Nick Niehoff, as he prepares for another busy summer season.

We continue to rely upon, and are grateful for, the various town committee members and other volunteers who help make our town work. A special thanks to the members of the Comprehensive Plan committee, who have worked hard and long to develop a plan to present to the Town.

We continued our work in strengthening the communication and cooperation with the School Committee, Union 93, and our local high schools. 80% of every local tax dollar is spent on education and ensuring the best possible experience for our children continues to be our priority.

We are thankful that our town survived the heavy winter storms with minimal damage to the Town infrastructure. With the increased frequency and likelihood of similar future storms, we continue to plan and prepare for future changes in weather and the possible damage that may occur. Volunteer committees continue to focus on the projected effects of sea level rise on our town infrastructure, working to develop a comprehensive plan that will help enable the town's access to various state funding.

High-speed fiber internet service throughout Blue Hill became a reality in 2023, thanks in part to federal funding to Fidium Fiber and many residents now have access to true broadband internet for the first time.

As always, we are grateful for all the people who serve our town in so many different ways - town employees and volunteers as well as the many non-profit organizations that provide public services that help make this community such a fine place to call home.

We are honored to be of service to our town.

Ellen Best (Chair) | James Dow | Scott Miller | Sean Dooley



Proven Expertise & Integrity

INDEPENDENT AUDITOR'S REPORT

Select Board
Town of Blue Hill
Blue Hill, Maine

Report on the Audit of the Financial Statements

Opinions

We have audited the financial statements of the governmental activities, each major fund and the aggregate remaining fund information of the Town of Blue Hill, Maine, as of and for the year ended December 31, 2022 and the related notes to the financial statements, which collectively comprise the Town of Blue Hill, Maine's basic financial statements as listed in the table of contents.

In our opinion, the accompanying financial statements referred to above present fairly, in all material respects, the respective financial position of the governmental activities, each major fund and the aggregate remaining fund information of the Town of Blue Hill, Maine as of December 31, 2022 and the respective changes in financial position and, where applicable, cash flows thereof for the year then ended in accordance with accounting principles generally accepted in the United States of America.

Basis for Opinions

We conducted our audit in accordance with auditing standards generally accepted in the United States of America (GAAS) and the standards applicable to financial audits contained in *Government Auditing Standards*, issued by the Comptroller General of the United States. Our responsibilities under those standards are further described in the Auditor's Responsibilities for the Audit of the Financial Statements section of our report. We are required to be independent of the Town of Blue Hill, Maine and to meet our other ethical responsibilities, in accordance with the relevant ethical requirements relating to our audit. We believe that the audit evidence we have obtained is sufficient and appropriate to provide a basis for our audit opinions.

3 Old Orchard Road, Buxton, Maine 04093
Tel: (800) 300-7708 (207) 929-4606 Fax: (207) 929-4609
www.rhrsmith.com

Responsibilities of Management for the Financial Statements

Management is responsible for the preparation and fair presentation of the financial statements in accordance with accounting principles generally accepted in the United States of America and for the design, implementation and maintenance of internal control relevant to the preparation and fair presentation of financial statements that are free from material misstatement, whether due to fraud or error.

In preparing the financial statements, management is required to evaluate whether there are conditions or events, considered in the aggregate, that raise substantial doubt about the Town of Blue Hill, Maine's ability to continue as a going concern for twelve months beyond the financial statement date, including any currently known information that may raise substantial doubt shortly thereafter.

Auditor's Responsibilities for the Audit of the Financial Statements

Our objectives are to obtain reasonable assurance about whether the financial statements as a whole are free from material misstatement, whether due to fraud or error and to issue an auditor's report that includes our opinions. Reasonable assurance is a high level of assurance but is not absolute assurance and therefore is not a guarantee that an audit conducted in accordance with GAAS and *Government Auditing Standards* will always detect a material misstatement when it exists. The risk of not detecting a material misstatement resulting from fraud is higher than for one resulting from error, as fraud may involve collusion, forgery, intentional omissions, misrepresentations or the override of internal control. Misstatements are considered material if there is a substantial likelihood that, individually or in the aggregate, they would influence the judgment made by a reasonable user based on the financial statements.

In performing an audit in accordance with GAAS and *Government Auditing Standards*, we:

- exercise professional judgment and maintain professional skepticism throughout the audit.
- identify and assess the risks of material misstatements of the financial statements, whether due to fraud or error and design and perform audit procedures responsive to those risks. Such procedures include examining, on a test basis, evidence regarding the amounts and disclosures in the financial statements.
- obtain an understanding of internal controls relevant to the audit in order to design audit procedures that are appropriate in the circumstances, but not for the purpose of expressing an opinion on the effectiveness of the Town of Blue Hill, Maine's internal control. Accordingly, no such opinion is expressed.

- evaluate the appropriateness of accounting policies used and the reasonableness of significant accounting estimates made by management, as well as evaluate the overall presentation of the financial statements.
- conclude whether, in our judgment, there are conditions or events, considered in the aggregate, that raise doubt about the Town of Blue Hill, Maine's ability to continue as a going concern for a reasonable period of time.

We are required to communicate with those charged with governance regarding, among other matters, the planned scope and timing of the audit, significant audit findings and certain internal control-related matters that we identified during the audit.

Required Supplementary Information

Accounting principles generally accepted in the United States of America require that the management's discussion and analysis, budgetary comparison information, pension and OPEB information on pages 5 through 12 and 70 through 80 be presented to supplement the basic financial statements. Such information, although not a part of the basic financial statements, is required by the Governmental Accounting Standards Board, who considers it to be an essential part of financial reporting for placing the basic financial statements in an appropriate operational, economic or historical context. We have applied certain limited procedures to the required supplementary information in accordance with auditing standards generally accepted in the United States of America, which consisted of inquiries of management about the methods of preparing the information and comparing the information for consistency with management's responses to our inquiries, the basic financial statements and other knowledge we obtained during our audit of the basic financial statements. We do not express an opinion or provide any assurance on the information because the limited procedures do not provide us with sufficient evidence to express an opinion or provide any assurance.

Supplementary Information

Our audit was conducted for the purpose of forming opinions on the financial statements that collectively comprise the Town of Blue Hill, Maine's basic financial statements. The Schedule of Departmental Operations - General Fund, combining and individual nonmajor fund financial statements and capital asset schedules are presented for purposes of additional analysis and are not a required part of the basic financial statements. The accompanying schedule of expenditures of federal awards is presented for purposes of additional analysis as required by Title 20-A MRSA §6051, Sub-chapter 1(K) of the Maine Revised Statutes as amended and is also not a required part of the basic financial statements. Such information is the responsibility of management and was derived from and relates directly to the underlying accounting and other records used to prepare the basic financial statements. The information has been subjected to the auditing procedures applied in the audit of the basic financial statements and certain additional procedures, including comparing and reconciling such information directly to

the underlying accounting and other records used to prepare the basic financial statements or to the basic financial statements themselves and other additional procedures in accordance with auditing standards generally accepted in the United States of America. In our opinion, the Schedule of Departmental Operations - General Fund, combining and individual nonmajor fund financial statements, capital asset schedules and schedule of expenditures of federal awards are fairly stated, in all material respects, in relation to the basic financial statements as a whole.

Other Reporting Required by Government Auditing Standards

In accordance with *Government Auditing Standards*, we have also issued our report dated January 3, 2024, on our consideration of the Town of Blue Hill, Maine's internal control over financial reporting and on our tests of its compliance with certain provisions of laws, regulations, contracts and grants agreements and other matters. The purpose of that report is solely to describe the scope of our testing of internal control over financial reporting and compliance and the results of that testing and not to provide an opinion on the effectiveness of the Town of Blue Hill, Maine's internal control over financial reporting or on compliance. That report is an integral part of an audit performed in accordance with *Government Auditing Standards* in considering the Town of Blue Hill, Maine's internal control over financial reporting and compliance.

RHR Smith & Company

Buxton, Maine
January 3, 2024

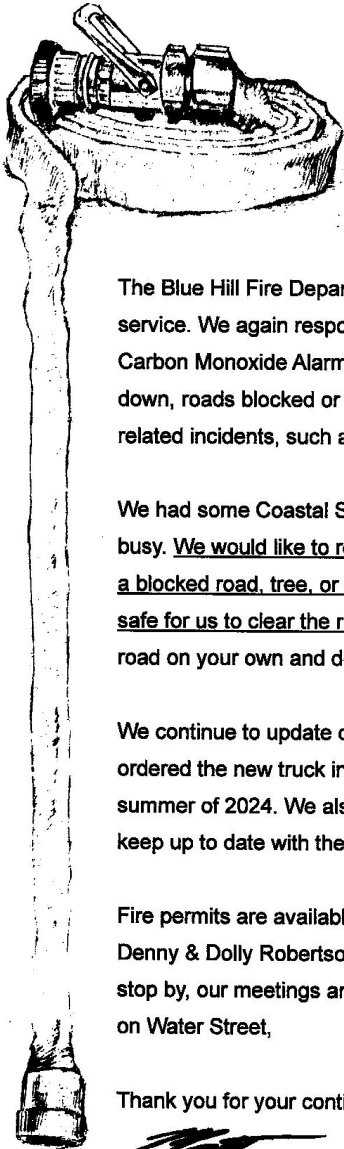
STATEMENT C

TOWN OF BLUE HILL, MAINE

BALANCE SHEET - GOVERNMENTAL FUNDS
DECEMBER 31, 2022

	General Fund	Other Governmental Funds	Total Governmental Funds
ASSETS			
Cash and cash equivalents	\$ 6,922,227	\$ 130,217	\$ 7,052,444
Investments	20,727	-	20,727
Accounts receivable (net of allowance for uncollectibles):			
Taxes	421,490	-	421,490
Liens	47,861	-	47,861
Other	251,031	-	251,031
Prepaid items	7,393	-	7,393
Tax acquired property	42,931	-	42,931
Due from other funds	-	282,963	282,963
TOTAL ASSETS	<u>\$ 7,713,660</u>	<u>\$ 413,180</u>	<u>\$ 8,126,840</u>
LIABILITIES			
Accounts payable	\$ 114,546	\$ -	\$ 114,546
Accrued expenses	3,602	-	3,602
Due to other governments	7,087	-	7,087
Due to other funds	282,963	-	282,963
TOTAL LIABILITIES	<u>408,198</u>	<u>-</u>	<u>408,198</u>
DEFERRED INFLOWS OF RESOURCES			
Prepaid taxes	19,044	-	19,044
Deferred tax revenues	196,018	-	196,018
TOTAL DEFERRED INFLOWS OF RESOURCES	<u>215,062</u>	<u>-</u>	<u>215,062</u>
FUND BALANCES			
Nonspendable	50,324	83,350	133,674
Restricted	385,691	275,592	661,283
Committed	877,425	54,238	931,663
Assigned	458,891	-	458,891
Unassigned	5,318,069	-	5,318,069
TOTAL FUND BALANCES	<u>7,090,400</u>	<u>413,180</u>	<u>7,503,580</u>
TOTAL LIABILITIES, DEFERRED INFLOWS OF RESOURCES AND FUND BALANCES	<u>\$ 7,713,660</u>	<u>\$ 413,180</u>	<u>\$ 8,126,840</u>

See accompanying independent auditor's report and notes to financial statements.



BLUE HILL FIRE DEPT.

ORGANIZED DEC. 1910
42 Water St. • P.O. Box 1167
Blue Hill, Maine 04614

Email: bluehillfire@roadrunner.com

Matthew Dennison

Fire Chief

The Blue Hill Fire Department had its busiest year in 2023 with 183 calls for service. We again responded to a broad variety of calls including Smoke and Carbon Monoxide Alarms, Weather related incidents including tree and wire down, roads blocked or flooded, Peninsula Ambulance Assists and Ocean water related incidents, such as boaters in distress and Cold Water Rescue.

We had some Coastal Storms and several wind events this year that kept us busy. We would like to remind you that if you see Traffic Cones or Barricades on a blocked road, tree, or electric wires down, that we have been there, and it is not safe for us to clear the road due to hazards. Please do not attempt to clear the road on your own and do not remove or relocate the cones or barricades.

We continue to update our equipment to better serve the Town of Blue Hill. We ordered the new truck in June of 2023 and expect it to be delivered in the summer of 2024. We also continue training ourselves and work as required and keep up to date with the latest firefighting and emergency response skills.

Fire permits are available online at "Maine Open Burn Permit" and through Denny & Dolly Robertson. If anyone is interested in becoming a member please stop by, our meetings are held every Wednesday night at 6 PM at the fire station on Water Street,

Thank you for your continued support.


Sincerely Matthew Dennison
Chief, Blue Hill Fire Department

Peninsula Ambulance Corps

2023 Report to the Towns

We began 2023 with the hope that the effects of the COVID pandemic would fade and under the leadership of our Manager, Alan Henschke, we would continue to reorganize our business model to improve efficiency and to match our staffing model with call volume patterns.

COVID continues to place a strain on the service. Continued outbreaks, increased use of personal protection supplies, and staff illness all created strains on our operations. Inflation and staffing continue to be our greatest challenges. The cost of doing business has increased due to inflation. Fuel, medical supplies and almost everything we use to provide our services have increased in cost. Our call volume is increasing, and we have not been able to increase staff sufficiently to cover the shifts. This has led to continued overtime and to management having to cover open shifts. Despite these challenges, PAC continued to provide services and adjust our practices to compensate for the increased cost of doing business. In addition, we continue to improve employee wages to remain competitive.

Our largest payors remain Medicare (federal government) and Medicaid/ MaineCare (state government). Together, they represent 37% of our payors. However, for every \$1 of that billing, we are paid \$0.38 at best. This accounts for most of our operating deficit. If we include all payors, we still are only paid \$0.48 for every \$1 billed. This is a national issue and impacts rural services, such as ours, particularly hard. We continue to support state and national efforts to improve EMS reimbursement rates.

We are proud of our nine full-time and twelve part-time and per-diem Staff—the Paramedics and EMTs who make the program work. They have been steadfast during these trying times. We continue to provide Staff with continuing education for federal and state mandated classes. Our employees like their jobs and provide real benefit to the communities we serve. We added one full time EMT in 2023 and maintained the same number of employees as 2022. This has reduced overtime; but we still need more Paramedics and EMT's on our staff. EMS staffing is an issue in the state and nationwide. We continue to explore recruitment and retention solutions.

Our fleet of three ambulances allows us to maintain our staffing model of two on duty ambulances with a spare to use when the others need service. This also allows us to staff the third ambulance for local events, such as the Blue Hill Fair, and in times of increased call volume. We utilize management to staff the third ambulance during high-volume times, which allows us to respond to more calls.

Totals by town are given in the chart below. Inter-hospital patient transports, which were 35.8% of call volume, are also included in call totals.

2023 Calls by Town

Blue Hill	775	Penobscot	79
Brooklin	72	Sedgwick	106
Brooksville	70	Surry	183
Castine	81	Other	238

We decrease our deficit in three ways: with the support of our town governments, by individual donations to our annual appeal, and by using volunteer board members to accomplish administrative and fund-raising tasks.

This year we are asking for \$23.50 for the operating budget (an increase of \$2.00) and \$5.50 (An increase of \$0.50) for the ambulance reserve fund per capita. This is a per capita total of \$29.00.

We need more Staff in a very difficult labor market. And we must keep the people that we have. We simply must pay our people what they are worth if we are to keep them. Potential new Staff must balance that remarkable dedication to an essential calling with feeding their family... paying for heat. This year’s requested increase will help go to increase wages.

Staff and ambulances are the visible aspects of PAC, but community loyalty and the funds provided by the towns are its lifeblood. Our annual appeal to the public provides an essential and remarkably consistent source of support, but we must rely to the greatest extent on the common sense of town governments and citizens to understand the necessity for an ambulance service, and that, if we don’t hang together and make it work, no one else will.

Thank you for your support.

2023 Annual Shellfish Report – All Licenses sold in 2023

Recreation Licenses Sold

Resident	11
Non-Resident	9
Senior Resident	9
Senior Non-Resident	4
Resident Month	0
Nonresident Month	0
Junior resident	1
Junior Non-Resident	0
Total:	34

Commercial Licenses Sold

Resident	1
Non-Resident	1
Senior Resident	0
Senior Non-Resident	1
Junior resident	0
Junior Non-Resident	0
Total:	3

Respectively Submitted,

Town Clerk



1930 Blue Hill Bay

Tree Warden's Report 2024

Let's start with the elm trees. The summer of 2023 brought Blue Hill the worst outbreak of Dutch Elm Disease (DED) in 25 years. We had nineteen trees infected. There were seven different tree crews working in Blue Hill at one time or another in July and August. All the local tree professionals were booked weeks ahead but they dropped everything and came to work on the Blue Hill elms. They were able to save most, but not all, of our heritage elms. Most notably, we lost one of the giants on the GSA front lawn. I'm expecting a similar outbreak in 2024.

At the town park, there's been some serious bank erosion on the east side. I got a couple of estimates to deal with that but then DED came along and my attention was elsewhere. I still would like to get a thick layer of woodchips on the entire bank and prune some of the overhanging hardwoods.

I made a remarkable discovery while exploring in the northeast corner of the park. There's a thick stand of trees there, which if thinned out, would reveal a stunning view of the inner harbor with the mountain standing in the background. A lovely spot. I would like to see a set of stone steps there to bring the walker down to the water's edge.

I am working on a long-term tree plan for the town park. As older trees die and are taken out they need to have replacements waiting. Here are some species I think would enhance the town park:

Silver Maple • Sugar Maple • Shagbark Hickory
White Oak • Bur Oak • White Birch
Basswood • Sycamore • Butternut

And then we need a 200 year tree plan for the downtown area. We enjoy the benefits of the trees that were bequeathed to us by the citizens of Blue Hill a hundred years ago. On our watch, we should leave a beautiful treescape to the people who will come after us. The soil in downtown Blue Hill is especially conducive to hardwoods. They grow fast and live long. For downtown, I would like to see an alley of eight or ten disease-resistant American elms on Main St. adjacent to the town hall. I'd recommend Princeton elms for that location.

A nice line of new Jefferson elms now stands in front of the public library. At the hospital three new Princeton elms have gone in. These will help replace the elms that came down last summer. Perhaps more oaks and hickories up and down Main St. and sugar maples on the side streets, and maybe a ginkgo or two.

We've got another tree scourge coming down the pike in the form of the Emerald Ash Borer (EAB). We did a survey of all the ash trees in the downtown area last fall. We found 71 mature ash trees. We also found one of the biggest ash trees I've ever seen on Tucker Lane. EAB may rear its ugly head in Blue Hill this coming summer. All the more reason to have a replanting strategy in place.

Respectfully submitted
Phil Norris 374-2159

2023 Code Enforcement Report

Descriptions	Number	Estimated cost
Residential New	11	\$3,775,000.00
Residential Remodel/Additions	9	\$1,072,443.00
Garage, Barn or Shed	19	\$620,316.00
Residential Solar	1	\$58,918.00
Intent to Alter/Construct	41	
Shoreland Zoning Permits	9	
Commercial Site Plan Permits	5	
Plumbing Permits		
Internal	32	
Subsurface	26	

Respectfully Submitted,
Bryce Farnham, CEO

Road Commissioner's Report

Fellow Citizens of Blue Hill,

2023 was a year of infrastructure repair. We continued to use the guidance of the engineering report, several more culverts were replaced, ditching and tree cutting along the roadsides continued.

The focus last year was to replace as many of the culverts that needed to be replaced and to ensure that the ditching would be a simple maintenance job moving forward. The paved section of the Jay Carter Road was repaved. Ditching and culverts on the remaining part were all repaired and prepped for the exciting prospect of paving all the way to the end of the town's responsibility. A section of the Stover Road stretching from the end of the pavement to West Toddy Lane was repaired, ditched and materials added in preparation for pavement for the first time ever. The same can be said for the Penobscot end of the Kingdom Road. Ditching and gravel were added to prepare the road for its first coat of pavement up and over the hill extending another nine hundred feet.

The two most ambitious tasks for 2024 are, 1.6 miles of reclaim and repaving of the town end of Parker Point Road extending down to the pavement that was done in the summer of 2022. The second is the Mountain Road project. It was originally planned to be completed in the summer of 2023 but with all the contractors already being over booked, it was put back out to bid. I am happy to say that we had an excellent group to choose from. We have selected a contractor, and they will be tackling this project this upcoming summer with a mandatory completion date by this fall.

This summer also will include widening of the sidewalks up and over Tenny Hill in the narrow sections to match the new sections the state did last year. There are also plans to extend the sidewalk along the library lawn to help the safety of pedestrians.

Last year was the first year that Blue Hill had a public works department, and it was a remarkable success. The town saved money, and all was done in a timely manner. After interviews we hired Chris Kowalski, and he has been a great asset to the town. Chris and Hunter tackled things from road work to mowing, tasks at the town hall and other public works projects.

2023 was another year of growth and improvement. Things are heading in the right direction with many projects slated for this coming year.

Sincerely,

Benjamin Adams

Town Road Commissioner

Snow Plow Routes

Ben Astbury & Sons

(Phone: 479-4421)

Ackley Farm Road
Beech Hill Road
Falls Bridge Road
Grindleville Road (north end)
Kingdom Road
Parker Point Road
South Street/Salt Pond Road
Tamworth Farm Road
Union Steet / Hinckley Ridge Road
Western County Road

Runnells Industries, Inc.

(Phone: 612-6435)

East Blue Hill Road / Morgan Bay Road
EP Lane
Grindleville Road (south end)
High Street
Jay Carter Road
Mill Pond Lane
Mill Street
Mountain Road
Peters Hill Lane
Range Road
Stover Road
Turkey Farm Road
Washington Street
Water Street
Webster Road
York Road

Adams Landscaping

(Phone: 356-6499)

Curtis Cove Road
Woods Point Road

Blue Hill Public Works

(Phone: 374-2281)

Wharf Road



1923 Public Works



STATE OF MAINE
OFFICE OF THE GOVERNOR
1 STATE HOUSE STATION
AUGUSTA, MAINE
04333-0001

Dear Maine Resident:

In January, I was privileged to take the Oath of Office to begin my second term as your Governor. I am deeply humbled by the trust the people of Maine have placed in me, and I look forward to continuing to work hard over the next four years to improve the lives and livelihoods of Maine people.

Over the past four years, we have made real progress. We have expanded health care, leading to the largest decline in the uninsured rate of any state in the nation. We fully funded the State's share of public education. We delivered two-years of free community college. We fully restored municipal revenue sharing to five percent. We delivered substantial tax relief, nation-leading inflation relief, and emergency energy relief to help Maine people through difficult times.

Through the Maine Jobs & Recovery Plan, we are strengthening and diversifying our economy. In 2022, our state's gross domestic product – a key measure of economic growth – grew at the 9th fastest rate in the United States. People are moving to Maine at a rate higher than any other New England state, and at one of the highest rates in the nation. We have enacted balanced budgets, and we have built up Maine's "Rainy Day" fund to a record high, preparing our state to continue meeting its commitments in the event of an economic downturn.

While I am proud of the progress we have made, there is more to do, like addressing the housing crisis, the workforce shortage, and the opioid epidemic and strengthening health care, education, and the economy. I know that by working together to tackle these issues head-on, we can improve the lives and livelihoods of Maine people and make Maine the best place to live, work, and raise a family.

Thank you again for the honor to serve you as Governor.

A blue ink signature of Janet T. Mills, written in a cursive style.

Janet T. Mills

Governor



Nina Azella Milliken

276 Turkey Farm Road

Blue Hill, ME 04614

Residence: (207) 412-8828

Nina.Milliken@legislature.maine.gov

HOUSE OF REPRESENTATIVES

2 STATE HOUSE STATION

AUGUSTA, MAINE 04333-0002

(207) 287-1400

TTY: MAINE RELAY 711

Dear Blue Hill Neighbors:

I remain humbled and grateful to serve as your representative in the Maine House of Representatives. When I was elected in 2022, I assured you that I would tackle some of Maine's most pressing issues and I have been working hard in Augusta to do exactly that. Thank you for trusting me with this important role. The first session of the 131st Legislature made transformational investments in the lives of Maine people, making it easier for more folks to make ends meet and to help create communities where all Mainers can thrive, including folks right here in Blue Hill.

The Legislature invested in the well-being of Maine workers and families by establishing a comprehensive paid family and medical leave program, increasing funding for Pre-K and child care support and taking significant steps to address Maine's significant shortage of affordable and available housing. These issues still require attention and I will continue to work on them. Additionally, two bills that I sponsored are now law, including one that requires all on duty uniformed patrol officers to carry naloxone hydrochloride, also known as Narcan.

As of this writing, we have begun the second regular session of the 131st Legislature. We will consider hundreds of bills before we adjourn, which will likely be in mid-April. Once again, I am proud to serve on the Criminal Justice and Public Safety Committee, where we work on issues related to criminal law and procedure, supporting our first responders and keeping Mainers safe. In addition to committee work, substance use disorder is one of my focal points in the legislature and I continue to work with a variety of stakeholders to improve access to safety and treatment for folks who suffer, often in silence, from this devastating issue. I will also be working hard to ensure ongoing funding for community organizations who support domestic and sexual violence victims.

If there is anything I can do to be of assistance to you or your family, please feel free to reach out. I always enjoy connecting with constituents – whether you have concerns about local matters, questions about state programs or would like to discuss thoughts on legislation. I can be reached at nina.milliken@legislature.maine.gov and (207) 412-8828.

Sincerely,

Nina Milliken
State Representative



THE MAINE SENATE
131st Legislature

January 2024

Dear friends and residents of Blue Hill,

Lawmakers are back in session in Augusta, and I feel fortunate to represent my hometown and the coastal communities of Senate District 7. I continue to serve as the Senate Chair of the Taxation Committee and am returning to the Energy, Utilities and Technology Committee. I look forward to the work ahead, building on what we accomplished in 2023.

Last year, my colleagues and I worked hard to pass necessary and impactful legislation. We improved the Property Tax Fairness Credit so that our neighbors who are over 65 can afford to stay in their homes, whether they own or rent. We expanded income eligibility for the credit and increased the maximum benefit from \$1,500 to \$2,000. It is important to file income taxes annually to ensure that you receive credit or future relief payments for which you are eligible. We also improved the Property Tax Deferral Program to ensure none of our older neighbors slip through the cracks and lose their homes.

We've kept our promises to students and property taxpayers by funding statewide K-12 public education costs at 55%, fully funding the municipal revenue sharing program to help towns with the cost of local roads and public safety, and continuing to fund universal free school meals.

We increased funding for roads, bridges, and other transportation infrastructure without taking on debt, an effort that started with unanimous bipartisan agreement in the Taxation Committee. We also dedicated funding to replace culverts and build up roads at risk of flooding, which will help municipalities access significant federal funding and prepare for more intense storms.

Lawmakers invested \$31 million in EMS departments across the state to ensure access to these vital services. We also made a critical investment in the safety and preparedness of Maine's firefighters by providing \$1.5 million to improve our fire service training facilities.

I will continue to collaborate with my colleagues, regardless of party affiliation, to make sure we are doing the best work we can for all Mainers. Please contact me if I can be of any assistance with state government or if you have questions about the legislative process. I also share information via Facebook and Instagram (@senator.grohoski) and send out periodic email newsletters; please let me know if you would like to be added to my mailing list. You can email me at Nicole.Grohoski@legislature.maine.gov or call the Senate office at (207) 287-1515.

I remain at your service and am honored to be your advocate in Augusta.

Sincerely,

A handwritten signature in black ink that reads "Nicole C. Grohoski".

Nicole Grohoski
State Senator, District 7



Jared Golden
Congress of the United States
2nd District of Maine

Dear Friends,

I hope this letter finds you safe and well. It's an honor to continue serving as your representative in Congress, and I take the responsibility very seriously. I appreciate the opportunity to update you on what I've been working on behalf of the people of the Second Congressional District.

Maine's heritage industries are the backbone of our state's economy. That is why one of the first bills I introduced in this Congress was the *Northeast Fisheries Heritage Protection Act*, which would prohibit commercial offshore wind energy development in Lobster Management Area 1 (LMA 1) in the Gulf of Maine. LMA 1 was identified by the Bureau of Ocean Energy Management (BOEM) as a potential commercial offshore wind site. LMA 1 is a critical and highly productive fishing ground for a variety of sea life, including lobster. Prohibiting offshore wind development in LMA 1 would help to avoid conflict with the New England commercial and recreational fishing industries. Additionally, the bill would initiate a federal study on the environmental review processes of any relevant Federal agencies for offshore wind projects in the Gulf of Maine.

I also continue to advocate on behalf of our veterans and those providing care to our former service members. The current pay for VA employees in the Kennebec and Penobscot counties does not reflect the critical services they are providing. As the oldest state in the nation, with the fifth highest veteran population, Mainers rely on the services offered at the Department of Veterans Affairs (VA) facilities. That's why recently, Senator Collins, Senator King, Representative Pingree, and I called on the Biden Administration to increase locality pay for VA employees in Kennebec and Penobscot counties. The level of care received is impacted by job vacancies, and the high turnover rate among its healthcare workforce is often the result of pay and compensation issues, which is further exacerbated by the increased cost of living.

Lastly, I'm excited that Mainers are continuing to reap the benefits of the *Bipartisan Infrastructure Law* (BIL). Recently, millions of dollars in grants have been awarded across the state, including \$35 million through the U.S. Department of Transportation's Culvert Aquatic Organism Passage (AOP) program to conserve spawning and migratory habitats for native fish species in Maine, \$460,000 through the Airport Infrastructure Grant (AIG) program for the Princeton Municipal Airport, Stephen A. Bean Municipal Airport, and Dexter Regional Airport, and nearly \$8 million through the Buses and Bus Facilities Program for Bangor's bus system. These investments are critical to ensuring Maine's infrastructure and will help to ensure Mainers and businesses across Maine are connected.

Regardless of the year, one of my top priorities is ensuring I'm accessible to you. My staff and I can help answer questions about and navigate federal programs; find resources in Maine; and resolve issues with Medicare, Social Security, the VA, and other federal agencies and programs. We are here to help:

- **Caribou Office:** 7 Hatch Drive, Suite 230, Caribou, ME 04736. Phone: (207) 492-6009
- **Lewiston Office:** 179 Lisbon Street, Lewiston, ME 04240. Phone: (207) 241-6767
- **Bangor Office:** 6 State Street, Suite 101, Bangor, ME 04401. Phone: (207) 249-7400

I look forward to building on momentum from recent legislative wins for Mainers and continuing to work on your behalf in 2024. Do not hesitate to reach out and voice an opinion on legislation, let us know about local events, or seek assistance navigating federal agencies or programs. It's an honor to represent you in Congress, and I wish you a healthy and prosperous year to come.

Respectfully,

Jared F. Golden
Member of Congress

Dear Friends:

It is an honor to serve the people of Maine in the U.S. Senate, and I welcome this opportunity to share an update on issues important to Maine and America.

One of my priorities for 2023 has been to improve the appropriations process in Congress – the way it decides how to spend taxpayer money. I took over as the Vice Chair of the Senate Appropriations Committee last year. Along with Chair Patty Murray, we decided the best change we could make was not to do something new. Instead, it was to do something old – that is, go back to the regular and transparent committee process that we used to have.

Part of restoring this process included holding 50 public Committee hearings, which allowed for input from senators on both sides of the aisle. As a result, for the first time in five years, the Senate Appropriations Committee passed all twelve of its funding bills on time. This was done with strong bipartisan support. In fact, seven of them passed unanimously.

Now, we need to work with the House of Representatives to pass these twelve bills and turn them into laws.

These bills contain funding for a wide range of Maine priorities, including support for the workforce at Bath Iron Works and Portsmouth Naval Shipyard, our lobster industry, infrastructure improvements, affordable housing, biomedical research, veterans, and heating assistance programs like LIHEAP. These bills also contain nearly \$590 million in Congressionally Directed Spending for 231 projects throughout the State of Maine. These projects would help promote job creation, expand access to health care, and improve public safety, infrastructure, and important resources in communities across all 16 counties of our state. I will continue to work to get these bills signed into law in the new year.

On October 25, the horrific mass shooting in Lewiston claimed the lives of 18 Mainers and injured 13 others. In response, I led Maine's Congressional Delegation in requesting an independent investigation by the U.S. Army Inspector General into the events leading up to the shooting. On December 15, the Under Secretary of the Army wrote to inform me that such an investigation will take place, and the Army Inspector General has instructed her team to immediately begin preparing to conduct this investigation. While nothing can undo the events of October 25, I will continue to work to understand what happened and what could have been done differently, and to find answers for the victims, survivors, and their families.

No one works harder than the people of Maine, and this year I honored that work ethic when I cast my 8,855th consecutive roll call vote.

As we look ahead to 2024, I remain committed to addressing the concerns of Maine families and communities. If you need assistance or wish to share your thoughts, please do not hesitate to reach out to one of my six state offices.

Sincerely,



Susan M. Collins
United States Senator

ANGUS S. KING, JR.
MAINE

133 HART SENATE OFFICE BUILDING
(202) 224-5344
Website: <https://www.king.senate.gov>

United States Senate
WASHINGTON, DC 20510

COMMITTEES:
ARMED SERVICES
CHAIRMAN, STRATEGIC FORCES
SUBCOMMITTEE
ENERGY AND
NATURAL RESOURCES
CHAIRMAN, NATIONAL PARKS
SUBCOMMITTEE
INTELLIGENCE
VETERANS' AFFAIRS

January 1, 2024

Dear Friends,

Thank you for allowing me to add my congratulations and gratitude for the positive differences each town and city in Maine makes for its people and ultimately for Maine as a whole. When I travel around the state and visit the various regions in Maine, I see firsthand the differences you all make, the focus you put on excellence, and the helping hands you extend to neighbors. I have learned valuable lessons watching your collaborations with each other. They got the State motto right – Dirigo – because you all certainly do lead the way and exemplify the best of Maine.


First, it was a true honor to be appointed to the Senate Veterans Affairs Committee this year to help address the challenges facing Maine veterans. We owe our way of life to these brave men and women and share a collective responsibility as a grateful nation to give back to our veterans. That means delivering veterans the benefits they have earned, addressing the veterans' suicide crisis, improving transition-to-civilian-status programs, and ensuring every veteran can access essential services, like affordable housing and behavioral healthcare.

Next, one of the most significant infrastructure projects in Maine history is underway: affordable and universal broadband availability throughout the state. Supported through funding in the bipartisan infrastructure bill, we are now within striking distance of broadband service even in our most rural communities. Additionally, infrastructure improvements in our roads and bridges, water and septic upgrades for our towns and support for our workforce and employers are also in the pipeline. Serious steps are being taken to address the toll from substance abuse and to provide our older neighbors with resources to help them continue to stand strong throughout their golden years. It is my goal here to make sure everyone has access to stable employment opportunities and quality healthcare which is of critical importance to keep our families healthy and happy.

I am thankful for each town in Maine for their commitment to their communities, to their citizens, and to this country. I will do my part to listen to your concerns and work to find useful solutions to the issues you face. My offices throughout Maine remain available to you if you face hurdles with the federal government, whether it be veteran issues, social security problems, student loans, immigration, tax assistance and more. I hope you will reach out of my offices in Presque Isle, Bangor, Augusta, Portland, or Biddeford and allow me the chance to be part of your solutions. Together, I know we can continue to build a stronger, brighter future for our great state.

Maine is known for our grit and resiliency and we are making great strides — something others across the country have noticed. Thank you for being one of the reasons Maine is so special; it is not only a pleasure to serve you — it is a pleasure to know you. Mary and I wish you a happy and safe 2024.

Best Regards,


ANGUS S. KING, JR.
United States Senate

AUGUSTA
40 Western Avenue, Suite 412
Augusta, ME 04330
(207) 622-9292

BANGOR
202 Harlow Street, Suite 20350
Bangor, ME 04401
(207) 945-8000

BIDDEFORD
227 Main Street
Biddeford, ME 04005
(207) 352-5216

PORTLAND
1 Pleasant Street, Unit 4W
Portland, ME 04101
(207) 245-1565

PRESQUE ISLE
167 Academy Street, Suite A
Presque Isle, ME 04769
(207) 764-5124

In Maine call toll-free 1-800-432-1599
Printed on Recycled Paper

Remembering Those Who Have Passed

Barbara T. Alweis
Mary Anne Anderson
Ruth Anne Beach
Marilyn Marie Blethen
Fisher Dixon Chapman
John David Cousins Jr
Rosalind Jane Cousins
Peter Sherwin Dodge
Shirley Ann Hanson
Rosemary Haskell
William Albert Heizmann III
Martin Curtis Hester
Richard Kenneth Howard
Anne R. Johnson
Serge Lucas Liros
Stephen Philip Marek
Alwyn Darla Martin

Shirley Elaine Mitchell
Rebecca Jean Murphy
Arthur Doring Newkirk
Kessler Sullivan Parrott
Michael Daniel Patnaude
Mabel Elizabeth Pelley
George Gardner Robbins
Thomas Moore Rodes
Charles R Roelofs Jr
Ardene D Scroggy
Philip Gene Small
Rose-Ellen Small
Christopher James Strehan
Judith Evans Thomas
Arnold Raymond Wing
Angela Mary Yardy
Chesley Lawson Yurchick Sr



Old Blue Hill

Blue Hill Heritage Trust

Blue Hill Heritage Trust's mission is, "to lead in conserving land, water, and wildlife habitat on the greater Blue Hill Peninsula. To teach and practice a stewardship ethic. To promote ecological, economic, and community health for this and future generations." Much of our work is future-focused, looking to protect and enhance the long-term health of both land and people, and Blue Hill Heritage Trust is committed to both conserving land in our towns and serving those communities.

2023 was a good year for BHHT. We added to our staff, as the work of stewarding our land, maintaining our trails, and engaging with the public continues to grow. We also had one of our best years in land protection, conserving 764 acres on the peninsula. About half of this was focused on recreational access, especially the land on Wallamatogus Mountain in Penobscot, while the other half prioritized habitat protection.

The most significant of these habitat projects was on the east side of First Pond in Blue Hill. What we are calling our Duck Marsh property protects a large piece of wetlands in this remote part of town. Access to this land will be available by water, but the primary focus here is to keep this area wild for the animals and plants. As we see more development on the peninsula, these wild areas and the corridors that connect them will be increasingly important for protecting the rural character of our towns.

We want to thank all our Blue Hill supporters for being our partners in this work. We added 241 acres in town this year. In 2023, the Trust voluntarily paid \$10,527 in real estate taxes to the town and a total of \$48,283 to all the towns in which we hold land.

We are looking forward to another great year in 2023 and hope to see many of you out enjoying the land and water.

With regards from all of us at BHHT,

Hans M. Carlson
Executive Director





Blue Hill Public Library - Municipal Report 2023-2024

Summary

2023 was the bounce-back year that we have been waiting for after the disruptions of the Covid-19 pandemic. It was a year when the investments in facilities and public services of recent years began to show great results.

Many of you know that the library's historic main reading room, the Adelaide Pearson Room, is now reconfigurable into a public gathering space for lectures, concerts, etc., thanks to renovations that took place in 2022. This has become a useful and versatile space for larger gatherings including popular author events, dances, film festivals, and the annual Friends Community Holiday Party.

The Elvira Bass Room, the smaller meeting room in the basement, has become a destination for meetings from 1-12 people. Remote job interviews, smaller nonprofit meetings, and tutoring sessions are all held there anytime the library is open. In the age of online meetings, this has become an in-demand resource.

Less prominent, the library's Archive and Museum room was improved during 2023, thanks to private donations. Dense compact shelving was installed to double the overall available shelf feet. Community treasures are securely preserved and accessed from this room in climate-controlled conditions.

The library has also invested in early childhood development. Thanks to grant funding, both the Youth Services Librarian and Library Director have been trained for "Family Place Libraries," a program that works towards making libraries "vital centers for early learning, parent engagement, family support and community connectivity, ensuring children get the best start in life." This is a continuation and enhancement of work that the library has been doing for many years.

In 2020, thanks to a gift to the BHPL endowment fund, we hired our first Teen Librarian, named after Ruth "Rudy" Slaven. This is a ¾-time position whose work was immediately changed by subsequent world events. Now that former usage patterns are resuming, and the rush of after-school teens and tweens is back, our Teen Librarian's good work is providing exactly what we hoped for in our community.

Additionally, under a cooperative arrangement with George Stevens Academy, to help with what we hope is a temporary budget gap, our Teen Librarian has become their librarian during school hours. GSA has hired her for a portion of her time, with BHPL paying the remaining majority of her 20 hours of weekly service at GSA.

Library Funding

The library's operating income comes from three main sources: municipal funding (15% of the total, most of which is from Blue Hill, with additional finds from Penobscot, Sedgwick and Surry), annual fundraising (35%, derived from events, the annual fund, etc.) and operating income (50%, primarily from the library's endowment funds). For 2024, the library's operating budget is \$799,320. This provides six-days, 55 hours of weekly business hours, 8.4 FTE staff members, and all of the activities below.



An active Friends of the Library group provides funding for a significant portion of the library's outreach events for all ages, as well as other items and services not provided by the operating budget. While we think of these things as "extras," BHPL would be a very different library without their contributions.

2023 Activities

From a public services perspective, 2023 reached pre-pandemic levels and our content usage and program attendance surpassed the 2019 pre-covid levels. Over our 295 service days the library:

- Loaned 102,834 physical and digital items (books, audiobooks, movies, etc.). Use of physical items in the library collection increased by 6% over 2022, while digital library use increased 3%. This Total Content Usage is also 5,100 more than the 2019 Total Usage of 97,690, our pre-pandemic benchmark year.
- Answered 3,565 reference questions, 600 more than 2022 and over 1,200 more than the 2019 pre-covid level. Library staff also provided 3,618 technology help sessions to patrons, a 160% increase over the 2019 level. Questions are answered in-person, by phone and email.
- Served 96,697 patrons in-person and through curbside pickup; a 6% growth over 2022. The additional number of patrons using virtual services is not measured.
- Hosted 15,677 WiFi sessions, a 7% decrease from 2022's total, while use of the library computers (4,009) was a modest 1% increase.
- Sponsored 581 cultural programs that attracted 10,685 attendees. This attendance is 23% higher than 2022's total, and over 340 (3%) more than the 2019 attendance figure. (It is noteworthy that the majority of these events—323—are geared toward children and teens.)
- Community-sponsored events (meetings, etc., not hosted by the library) totaled 533, with the attendance estimate of 3,127. These events increased 71% and attendance increased 18% over 2022. This is 9% over the community usage pre-Covid in 2019.

It remains our honor to provide residents of and visitors to the Blue Hill Peninsula with professional library services, particularly in this day and age when such services are on the decrease in many parts of the country. Thanks to our diverse funding model, this is accomplished with minimal impact on taxpayers.

The library is a community asset for everyone and we hope that you take full advantage of its many services. For more information, please reach out anytime.

Respectfully submitted,

Rich Boulet
Library Director



After-school chess at the library.



February 12, 2023

Dear Blue Hill Residents,

As I compose this letter, I find myself reflecting on the achievements and progress made at Blue Hill Consolidated School (BHCS) during the 2023-2024 academic year. It has been an exciting journey, and I am honored to continue serving as the principal of our school. In my second year as principal of BHCS, the support I have received from day one has been nothing short of amazing. The collaboration and commitment to our students' success have made this experience rewarding. Alongside an awesome and caring assistant principal, Mr. Snow, I have been able to develop and grow as an administrator. In collaboration with the school board, we have been making tremendous progress to enhance many aspects of our school.

For the 2023-2024 school year, all of our special education teachers (with the exception of our SUN room teacher, Toni Barnett) needed to be hired and it was a daunting task. We had incredible candidates and hired Marissa Boucher (6-8), Katie Ceranic (K-5), and Julia Barbour (Speech). In the technology department, we were excited to hire Wendy Wolf as the technology integrator. Additionally, our technology manager position was made full-time, and Jessica Talbot was hired. Other teaching staff positions we filled include Sean Stoddard as the 7/8 math teacher, Amy Chandler as the grade 5 math/science teacher, Nell Herrmann as the MTSS enrichment, and Emily Eisenhauer as our SUN room educational technician III. Next year, we are so grateful to be moving Chris Morris (recently nominated for Hancock County Teacher of the Year) from ESSER funding into the local budget as an MTSS interventionist and Algebra 1 teacher. Our new support staff members are Dan Smith as the daytime custodian, Brenda Remillard as a kitchen assistant and Vernetta Bannister as a part time secretary.

Academically, we have implemented two new programs over the past year and a half. Last year marked our inaugural year using the Math in Focus curriculum. As our teachers familiarize themselves with the program, we can observe growth and gains among our students. The implementation of the Wonders program started in the fall, and we are diving into its intricacies. This program is complete with materials teachers can utilize to deliver differentiated instruction and integrate other subject matter. The Wonders program reflects the most up to date research into how children learn to read. We recently received a literacy grant that will enable us to increase the professional development opportunities for our staff to continue to learn how to effectively employ this program.

The budget process stands as an example of the collaborative efforts and teamwork among our school board, administration, and staff. This year's budget reflects the educational values and needs of the BHCS community. We are truly fortunate to have such a dedicated and engaged group of individuals, as well as a supportive community that values education.

Sincerely,

Daniel Ormsby, Principal

Daniel M. Ormsby, Principal
Blue Hill Consolidated School • 60 High Street • Blue Hill, Maine 04614 • www.bhcs.org



Dear Citizens of the Blue Hill Peninsula,

We happily share this financial update for George Stevens Academy. We hope you agree that the school is a cornerstone of the educational and cultural activities in our community, and we hope that this information can strengthen our combined efforts to maximize what we provide for the students in seven sending towns and beyond.

Again last year the citizens in our sending towns approved supplemental tuition beyond the state's maximum, and for that we are deeply grateful. As of this writing, the Maine Department of Education set the average cost per high school student in Hancock County at \$20,233 in 2021 (the latest figure available from the MDOE). That year, the state-set tuition was \$11,951. Public monies account for 76% of GSA revenue, and the supplemental tuition is essential to allowing us to serve all our students well. Last year our request for the supplemental tuition was approved by a significant majority; 71% approved the supplement. We cannot thank you enough for such support.

Total tuition and fees from the fiscal year ending 6/30/2023 came to \$4,297,780. The bulk of the remainder of GSA operating revenues in 2022-2023 came from fundraising (\$712,941 unrestricted and restricted) and monies drawn from the endowment (\$698,718), as reported in the audit available on our website.

We continue to work with the Budget Review Committee (BRC) with representatives from each town. This group received the same first budget draft as the GSA Board of Trustees, and over the next three months had the opportunity to review it and subsequent drafts, ask questions, and make suggestions. They were given the final budget which, although the BRC did not approve it, was adopted in October. It includes a \$20,000 surplus, and while this does not provide the reserve we will always aim for, we do have board funds that we can access in an emergency. The surplus was hard fought, and I am glad we could end in this place. The budget is lean but responsibly funds the staff and programs the community expected. The process of developing the 2024-2025 GSA budget has commenced.

The 2023-2024 education cost for our 246 day students is budgeted at \$5,099,041. As approved in January 2024, the state tuition for 2023-2024 accounts for \$3,432,937. GSA is very appreciative that the sending towns approved the supplemental tuition of \$418,200, which will help ensure the budget is balanced for the year.

Another very important source of revenue for GSA are the gifts and contributions from the extraordinary generosity of alumni, families, and friends. Over many years, this philanthropy has created the endowment, which provides annual income to support operations. In addition, contributions to the GSA Fund grew in excess of 26% last year. Total gifts and contributions were \$712,941 in 2022-2023. These gifts ensure a unique educational program to serve all students from the peninsula with a range of academic and career aspirations.

This report offers one more chance to express GSA's appreciation for such necessary support of our town academy. We cannot be the GSA you count on without you.

With all best wishes,

Shelley

Shelley Borrer Jackson
Interim Head of School

School Union #93

Blue Hill • Brooksville • Castine • Penobscot • Surry

Derek Perkins, Superintendent of Schools
Dawn McLaughlin, Assistant Superintendent
Sheila Irvine, Director of Special Services

February 7, 2024

I want to thank everyone for the support that they have given to me in my first year as the Superintendent of Schools for School Union #93. I have been on the job for just over seven months, and have had the opportunity to work with some exceptional staff and community members from the Town of Blue Hill.

As an administrative team, our school leadership across Union #93 set the following goals for the 2023-2024 school year:

- Improving student attendance across all of our schools
- Improving school safety in all of our buildings
- Supporting our teaching staff with their work in providing high quality instruction

At the midway point in the school year, I am happy to report that we have made progress in all three of these areas to date. Blue Hill Consolidated School has been a leader in the district in making improvements in all three of these goals. They make school safety a top priority, and are up to date on completing all of their safety drills.

Under the strong leadership of our principal, Daniel Ormsby, staff at Blue Hill Consolidated School has provided a high-quality education to its students. We have seen both academic and social-emotional growth from our students. Our teaching staff and support staff are putting in countless hours to provide the academic rigor necessary to both challenge our students and support their learning.

Additionally, Blue Hill Consolidated School has one of the best Multi-tiered Systems of Support (MTSS) teams in the State of Maine. This group of regular education teachers has helped to support our students with a variety of their educational needs, and helps to support our students that have been identified as Gifted and Talented. This talented group of teachers are enhancing the academic offerings for our students, are appropriately challenging our students, and are supporting our classroom teachers, which in turn, makes for a high quality educational experience.

On the financial side, the Blue Hill School Committee developed a budget for FY 2025 that represents an increase of 9.25% over last year's budget. Much of this increase is a result of increasing the salaries for our teaching staff, as well as adding an MTSS teacher that was previously funded using Covid grant funds. Other important highlights of this budget include:

- A continued commitment to our academic programming by prioritizing our MTSS program and supporting the continued growth and development of our staff.
- A commitment to build towards our future. Not included in the 9.25% increase are the recommended creation of a Pre-Kindergarten Expansion Reserve Account. The school committee recommends adding \$200,000.00 into that account to work towards adding a second Pre-Kindergarten program to meet the demand we have for that program. These funds would be used for staffing and potential building upgrades.
- Additionally, the BHCS School Committee recommends adding \$20,000 into the Capital Improvement Reserve Account. This would be utilized for future improvements to the roof and overall building.

Thank you all in advance for your support of the budget at the upcoming Blue Hill Town Meeting.

Respectfully submitted,


Derek Perkins

2023 Expense Report

Town Administrator		Workers Compension	4,256.43
Wages & Benefits	85,073.91	Municipal Software	17,952.03
Discretionary Fund	938.70	Software (allother)	2,840.46
Maine Town, City, County Mgmt.	50.00	Website / Online	345.90
Town Administrator	\$86,062.61	Townwide Celebrations & Observances	1,271.30
		Annual Report	1,676.16
Town Office		Background Checks	75.88
Wages	192,891.35	Advertising	427.06
Payroll Taxes	20,734.03	Training	2,534.76
Retirement Match	9,336.47	All Other	50.00
Health Insurance	44,400.19	General Government	\$457,906.66
Telephone Service	3,458.64		
Postage & Mailing	4,598.82	Third Party Donations	
Supplies	3,148.71	Peninsula Ambulance Corps	73,988.00
Equipment	4,128.00	Hospice of Hancock County	1,500.00
Shred Service	1,144.85	NLH Home Care & Hospice	4,500.00
Memberships	168.00	Life Flight of Maine	698.00
Computers & Networking	2,274.45	Blue Hill Society Aid to Ch.	2,600.00
Lease Payments	5,814.66	Downeast Community Partners	10,888.00
Furniture	1,439.89	Downeast Transportation	550.00
Other	1,015.86	Eastern Area Agency on Aging	1,794.00
Mileage Reimbursements	1,224.12	Loaves & Fishes Food Pantry	500.00
Town Office	\$295,778.04	WIC Program	2,350.00
		Blue Hill Historical Society	1,500.00
Town Clerk / Elections	\$881.96	Blue Hill Public Library	90,500.00
		East Blue Hill Public Library	2,000.00
Tax Assessment / Collection		Downeast YMCA	20,000.00
Assessor's Agent Fee	43,500.00	Third Party Donations	\$213,368.00
Postage & Mailing	114.60		
Past Due Collection Costs	2,281.09	General Assistance	
Abatements Granted	3,611.12	Electricity	1,164.40
Tax Assessment / Collection	\$49,506.81	Housing	2,772.70
		Heating Assistance	282.00
Finance / Treasury		General Assistance	\$4,219.10
Interest	8,438.38		
Principal	82,905.74	Fire	
Payroll Processing Fees	3,490.80	Fire Chief Wages	12,000.00
Audit Fee	16,667.38	Firefighter Wages	16,045.00
Bank Charges (normal)	348.00	Firefighter Payroll Taxes	2,145.51
Vendor Interest / LateFees	100.92	Turnout Gear	7,370.20
Stop Payment, Teller Shorts, Errors	99.70	Fuel / Lubricants	2,282.42
Membership	60.00	Other Supplies	43.24
Finance / Treasury	\$112,110.92	Health / Physical	570.00
		Equipment Purchases	3,474.92
General Government		Public Education	17.40
Memberships	7,117.00	Miscellaneous	222.58
Hancock County Tax	385,163.94	Electricity	8,463.64
Insurance (Liability)	14,962.50	Heating Oil	6,834.88
Insurance (P&C)	15,028.24	Internet	797.79
Unemployment	4,205.00	Telephone	1,982.72

Sewer	856.80	Other	4,237.07
Rubbish Disposal	416.00	Town Hall	\$41,398.53
LP Gas	221.96		
Vehicle Equipment	9,858.63	Highway Department	
General Equipment	2,292.89	Road Commissioner Wages	12,000.00
General	598.72	Road Commissioner Payroll Taxes	918.00
Radio & Dispatch	270.06	Grading ,Ditching, Culverts	77,798.86
Cleaning	3,835.00	Light Paving	34,645.00
Dues	100.00	Other	109,378.00
Fire	\$80,700.36	Snow Removal Contractors	295,008.77
		Winter Salt	51,189.56
Code Enforcement / LPI		Salt / Sand Mixing	32,619.75
Wages	56,004.14	Winter Sand	23,721.26
Payroll Taxes	3,981.63	Electricity	3,246.71
Advertising	115.50	Porta-potties	1,115.00
Equipment Purchases	51.96	Other	299.88
Supplies	177.13	Supplies	366.81
Mileage Reimbursements	838.01	Sidewalk repair	1,964.20
Postage & Mailing	51.36	Sidewalk Clearing	5,142.87
Contracted Services	700.00	Machine Parts / Fuel	788.24
Membership Fees	35.00	Debt Service	15,412.17
Code Enforcement / LPI	\$61,954.73	Highway Department	\$665,615.08
Animal Control		Marine Resources	
ACO Wages	4,020.00	Harbormaster Wages	11,944.48
ACO Payroll Taxes	307.54	Harbormaster Payroll Taxes	1,005.52
Animal Placement Fees	42.00	Shellfish Warden Wages	1,200.00
Animal Control	\$4,369.54	Dock & Float Maintenance	8,205.86
		Supplies	1,500.00
Law Enforcement / Other Protection		Postage & Mailing	247.95
Civil Emergency Wages	220.00	Porta-potties	1,000.00
Civil Emergency Payroll Taxes	16.83	Electricity	256.30
Fees	6,980.00	Other	173.94
Law Enforcement Services	603.14	Marine Resources	\$25,534.05
Street Lights	8,867.39		
Signs	1,419.19	Public Works	
Law Enforcement / Other Protection	\$18,106.55	Wages	36,972.75
		Payroll Taxes	2,824.62
Town Hall		Minor Equipment / Tools	5,720.93
Cleaning Contractor	5,004.00	Fuel (gas,diesel)	4,529.16
Minor Equipment	2,630.39	Supplies	2,799.80
Supplies	1,178.98	Other	375.96
LP Gas	7,824.81	Operations	47.16
Electricity	8,586.26	Public Works	\$53,270.38
Sewer	826.20		
Alarm / Security	769.12	Town Parks & Grounds	
Internet	2,028.62	Mowing / Landscaping	7,594.63
Rubbish Removal	70.00	Porta-potties	2,155.00
Maintenance	392.97	Electricity	842.95
HVAC Equipment Service	3,681.57	Sewer Service	367.20
Elevator	3,895.28	Rubbish Removal	2,225.00
Snow Removal	107.98	Maintenance	859.21
Grounds / Landscaping	165.28	Equipment Purchases	19.99

Street Trees	19,925.48	Planning Board	
Town Parks & Grounds	\$33,989.46	Legal Fees	10,471.02
		Advertising	562.50
Recreation		Planning Board	\$11,033.52
Payroll (Director)	69,983.43		
Payroll Taxes (Director)	5,353.87		
Activity / Program Costs	6,648.83		
Equipment Purchases	5,165.25		
Postage & Mailing	2.52		
General Supplies	3,678.39		
Other	425.06		
Recreation	\$91,257.35		
Cemeteries			
Wages	5,750.00		
Payroll Taxes	439.88		
Mowing / Landscaping	5,705.00		
Tree Work	3,060.00		
Supplies	27.90		
Cemeteries	\$14,982.78		
Solid Waste			
Municipal Assessment	\$269,899.00		
Wastewater Treatment			
Operating Contractor	130,200.00		
Electricity	60,038.75		
Heating Oil	4,609.34		
Internet	908.26		
Telephone	844.01		
Sewer	306.00		
Maintenance Contractors	1,620.00		
Parts / Supplies	4,684.05		
General Equipment	1,497.23		
Process Chemicals	25,154.15		
Postage & Mailing	525.96		
Other	639.89		
Equipment Purchases	123.38		
Lab Analysis	8,509.05		
Land spreading fees	11,984.50		
Landspread License Fees	5,314.79		
Other	6,380.25		
Septic Subsidy Payments	12,261.50		
Debt Service	102,394.00		
Wastewater Treatment	\$377,995.11		
Select Board			
Wages	20,000.00		
Payroll Taxes	1,552.56		
Advertising	2,369.07		
Legal Fees	39,209.09		
Select Board	\$63,130.72		

2023 Presentation
(2023 Warrant Articles and Chart of Accounts)

Article #	Appropriation	Actual	Surplus (Deficit)	Category
Total	20,375,983	12,005,513		
4	180,200	168,298	11,902	Education**
19	6,864,438	7,775,369		
20	5,000	5,000		
21	20,000	20,000		
22	491,000		491,000	
23	412,000		412,000	
24	519,170	519,170		
25	101,000	130,055	(29,055)	Town Hall
26	27,000	24,221	2,779	
27	131,200	116,753	14,447	
28	10,000	4,219	5,781	
29	385,164	385,164		
30	229,961	209,150	20,811	
31	25,000	15,855	25,000	
32	957,118	703,860	253,258	
33	2,000,000		2,000,000	
34	89,500	80,700	8,800	
35	380,000	380,000		
36	29,550	18,106	11,444	
37	247,800	262,349	(14,549)	WWTP Operations
38	16,125	16,125		
39	270,000	269,899	101	
40	46,800	41,016	5,784	
41	57,000		57,000	
42	83,700	91,257	(7,557)	Recreation
43	106,000	39,478	66,522	
44	65,000	14,983	50,017	
45	1,000	1,000		
46	73,988	73,988		
47	90,500	90,500		
48	2,000	2,000		
49	4,500	4,500		
50	20,000	20,000		
51	1,794	1,794		

52	1,500	1,500	
53	2,600	2,600	
54	10,888	10,888	
55	2,350	2,350	
56	1,500	1,500	
57	698	698	
58	500	500	
59	550	550	
60	6,125,096	66,788	6,058,308
61		98,887	Public Works**
62			
63	89,500	17,900	71,600
64	50,000	29,628	20,372
65	14,000	2,600	11,400
66	130,955	126,956	3,999
67	8,639		8,639
68	2,844		2,844
		62,000	Climate Study**

** Education: - Overdraft shown here (Article #19) versus Article 61 is due to different fiscal year end dates.

** Public Works - \$194,387 of spending offset by \$95,500 of savings from other 2023 appropriation categories.

** Climate Resilience Study: Expended pursuant to continuing article authorizing the Select Board to expend the proceeds of grants and donations for the purposes given.

Tax Collector/Clerk Report

Tax Collector Report (as of 12/31/2023)

2023 Commitment Figure

Real Estate	\$657,568,970
Personal Property	\$1,134,700
Mil Rate	\$.01340
Total Commitment	\$8,826,629

2023 Excise Tax Collected

Motor Vehicle	\$ 692,189
Boat	\$ 9,421

2023 Uncollected Taxes

Real Estate	\$ 90,794
Personal Property	\$ 3
Total Uncollected	\$ 90,797

Pre-Paid 2024 Taxes

\$ 27,954

Town Clerk Report (as of 12/31/2023)

Births Recorded in 2023

Resident	19
Non-Resident	1

Deaths Recorded in 2023

Resident	13
Non-Resident	34

Marriages Recorded in 2023

Total	32
-------	----

Dogs Licensed in 2023*

Total	272
-------	-----

*All dogs are to be current on their rabies vaccinations and licensed by January 31st (without penalty) according to state law.

Respectfully Submitted,
Tax Collector | Town Clerk

**Personal Property Taxes and Balances Due
as of 12/31/2023**

OWNER	MACHINERY	ORIGINAL	CURRENT DUE
ADT LLC	2,900	-	-
AT&T MOBILITY	85,200	1,141.68	-
BLUE HILL	20,700	277.38	1,723.44
CANON	800	10.72	-
CATALINA	2,800	37.52	-
CIANBRO	507,800	5,784.78	2.96
COCA COLA	400	5.36	-
COCA-COLA	7,600	101.84	-
CSC	700	-	-
DATA SALES	800	-	-
DE LAGE	2,400	-	-
FEDERAL	600	-	-
FIRST CITIZENS	25,600	-	-
GETCHELL	3,000	40.20	81.17
GRAYHAWK	10,600	142.04	-
GREATAMERICA	1,000	-	-
INTERFACE	1,200	16.08	-
MAINE RSA #4	7,400	99.16	-
MANUFACTURE	8,500	-	-
PITNEY BOWES	2,400	-	-
SCIENTIFIC	2,900	38.86	-
TIAA	1,700	-	-
TIME WARNER	434,700	5,824.98	-
U.S. BANK	7,100	-	-
VIASAT. INC	1,000	13.40	59.78
WABASHA	7,600	101.84	-
WALGREEN	20,400	1,256.92	-
WELLS FARGO	1,000	-	-

Real Property Taxes and Balances Due as of 12/31/2023

OWNER	ACRES	LAND VALUE	BUILDING	EXEMPT	ORIGINAL	TAX DUE
1 CURTIS COVE ROAD LLC	0.90	234,900.00	138,100.00	-	4,998.20	-
142 MAIN STREET, LLC	0.33	203,000.00	146,600.00	-	4,684.64	-
147 ELLSWORTH	0.50	36,800.00	102,200.00	-	1,862.60	-
40 MAIN STREET, LLC	0.14	198,500.00	187,500.00	-	5,172.40	-
40/15 INC.\	1.50	48,000.00	203,000.00	-	3,363.40	-
578 PLEASANT ST. LLC	47.00	106,500.00	463,100.00	-	7,632.64	Overpaid
578 PLEASANT ST., LLC	27.40	84,900.00	135,000.00	-	2,946.66	-
807 MORGAN BAY ROAD	9.40	60,400.00	83,700.00	-	1,930.94	-
82 SOUTH STREET, LLC	2.00	165,800.00	292,500.00	-	6,141.22	-
93 PARKER LANE, LLC	1.00	606,500.00	412,500.00	-	13,654.60	-
ACADIAN TRAILHEAD,	30.00	28,700.00	-	-	384.58	-
ADAMS LANDSCAPING,	1.60	16,300.00	-	-	218.42	-
ADAMS, BENJAMIN W	100.00	89,300.00	-	-	1,196.62	-
ADAMS, BENJAMIN W	120.00	32,400.00	-	-	434.16	-
ADAMS, BENJAMIN W	13.40	45,300.00	-	-	607.02	-
ADAMS, BENJAMIN W	1.30	39,000.00	167,100.00	20,250.00	2,490.39	-
ADAMS, BRITTANY	31.00	76,500.00	61,300.00	-	1,846.52	-
ADT LLC	-	-	-	-	-	-
ADVANTA IRA SERVICES, LLC	0.10	39,600.00	78,700.00	-	1,585.22	-
ADVANTA IRA SERVICES, LLC.	0.80	61,400.00	-	-	822.76	-
AKER, MICHAEL	12.00	92,700.00	256,800.00	20,250.00	4,411.95	-
AKER, MICHAEL	5.00	69,700.00	-	-	933.98	-
AKER, MICHAEL	0.50	67,800.00	224,700.00	-	3,919.50	-
ALAN H. BIRK TRUST	1.80	113,900.00	249,200.00	-	4,865.54	-
ALBAUM, MICHAEL N	0.90	448,200.00	178,600.00	-	8,399.12	-
ALCOTT, HENRY	2.30	589,900.00	169,100.00	-	10,170.60	-
ALCOTT, HENRY S	47.30	101,000.00	-	-	1,353.40	-
ALCOTT, LEVERETT	47.30	101,000.00	-	-	1,353.40	-
ALEKSEEVA, NATALIA	4.00	175,500.00	619,900.00	-	10,658.36	-
ALEKSEEVA, NATALIA	15.60	800.00	-	-	10.72	-
ALEXANDER, SANDRA	24.10	115,000.00	12,100.00	20,250.00	1,431.79	1,467.11
ALEXANDRA DAUGHERTY	3.44	965,100.00	178,900.00	-	15,329.60	-
ALLEN, B HEYWARD JR	4.40	1,211,300.00	620,600.00	-	24,547.46	-
ALLEN, DAVID C	3.75	36,800.00	128,500.00	20,250.00	1,943.67	-
ALLEN, DONALD R	4.90	73,700.00	70,100.00	20,250.00	1,655.57	-
ALLEN, ELIZABETH C	0.92	114,600.00	161,700.00	-	3,702.42	3,793.75
ALLEN, ERIC W	14.50	1,700.00	-	-	22.78	-
ALLEN, ERIC W & JOAN C	16.00	2,000.00	7,200.00	-	123.28	-
ALLEN, JEFFREY & TINA 1/2INT	90.00	13,200.00	-	-	176.88	-
ALLEN, JEFFREY S	1.30	144,900.00	232,200.00	20,250.00	4,781.79	-
ALLEN, JEFFREY S. & TINA M.	2.80	296,700.00	155,800.00	-	6,063.50	-
ALLEN, JOHN & PAUL & ERIC &	569.00	22,700.00	-	-	304.18	0.78
ALLEN, JOHN, PAUL, ERIC,	20.00	500.00	-	-	6.70	0.02
ALLEN, JOSHUA A	3.58	23,600.00	-	-	316.24	-
ALLEN, JOSHUA A	2.50	20,800.00	-	-	278.72	-
ALLEN, KERMIT	20.00	600.00	-	-	8.04	13.51
ALLEN, KERMIT	569.00	31,200.00	-	-	418.08	285.60
ALLEN, KERMIT	4.70	143,000.00	-	-	1,916.20	-
ALLEN, KERMIT JR. (TRUST)	3.75	429,200.00	188,500.00	20,250.00	7,486.92	-
ALLEN, KERMIT JR. (TRUST)	25.00	3,100.00	-	-	41.54	-
ALLEN, KERMIT JR. (TRUST)	37.00	4,500.00	-	-	60.30	-
ALLEN, KERMIT SR	2.50	303,300.00	405,300.00	20,250.00	8,632.26	-
ALLEN, KERMIT SR	33.00	3,900.00	-	-	52.26	-
ALLEN, KERMIT SR	32.00	12,200.00	-	-	163.48	Overpaid

OWNER	ACRES	LAND VALUE	BUILDING	EXEMPT	ORIGINAL	TAX DUE
ALLEN, KERMIT SR	30.00	11,500.00	-	-	154.10	-
ALLEN, KERMIT SR	0.10	2,200.00	-	-	29.48	-
ALLEN, KERMIT,	38.00	4,800.00	-	-	64.32	-
ALLEN, LUCAS B	4.40	72,400.00	110,500.00	20,250.00	2,179.51	-
ALLEN, MARTIN	65.00	7,800.00	-	-	104.52	-
ALLEN, MARTIN	12.00	11,500.00	-	-	154.10	-
ALLEN, PAUL F	20.00	38,600.00	-	-	517.24	-
ALLEN, PAUL F	5.10	431,500.00	210,700.00	-	8,605.48	-
ALLEN, PAUL F	17.50	3,400.00	-	-	45.56	-
ALLEN, PAUL F	68.00	7,700.00	-	-	103.18	-
ALLEN, PAUL F	46.00	4,900.00	-	-	65.66	-
ALLEN, RONALD	1.00	44,800.00	126,500.00	20,250.00	2,024.07	-
ALLEN, SIMEON M	2.00	61,200.00	185,500.00	20,250.00	3,034.43	-
ALLEN, SPENCER K	16.00	2,000.00	7,200.00	-	123.28	-
ALLEN, STEVE B	37.70	116,900.00	84,700.00	20,250.00	2,430.09	Overpaid
ALLEN, THOMAS DEAN	15.00	5,400.00	-	-	72.36	-
ALLEN, TIMOTHY	7.00	52,300.00	69,500.00	20,250.00	1,360.77	-
ALLEN-GRAY, RUTH	569.00	8,500.00	-	-	113.90	0.01
ALLEN-GRAY, RUTH	0.35	32,900.00	93,800.00	-	1,697.78	-
ALLEN-GRAY, RUTH	20.00	200.00	-	-	2.68	-
ALLENS PROPERTY	50.00	47,800.00	-	-	640.52	Overpaid
ALLENS PROPERTY	5.00	4,800.00	-	-	64.32	-
ALLENS PROPERTY	44.00	37,900.00	-	-	507.86	-
ALLENS PROPERTY	490.58	88,800.00	-	-	1,189.92	-
ALTMAN, JOHN	15.20	84,000.00	25,000.00	-	1,460.60	-
AMADO, DAVID P	3.50	526,200.00	387,100.00	20,250.00	11,966.87	-
AMATO, DANIELLE	13.40	162,200.00	228,000.00	-	5,228.68	-
AMATO, JOSEPH A	4.90	506,400.00	944,100.00	-	19,436.70	-
AMBROSE, JOEL E	1.20	38,800.00	129,600.00	20,250.00	1,985.21	-
AMES, MICHAEL W	3.70	100,700.00	237,500.00	-	4,531.88	-
ANDERSON, DENISE	4.76	47,800.00	109,800.00	20,250.00	1,840.49	-
ANDERSON, MARY ANN	2.30	36,500.00	164,400.00	20,250.00	2,235.24	-
ANDY, EMIL	3.20	4,100.00	-	-	54.94	-
ANDY, EMIL	2.80	40,700.00	119,000.00	20,250.00	1,868.63	-
ANDY, EMIL	3.20	4,100.00	-	-	54.94	-
ANNE PARKER CURTIS TRUST	0.90	2,300.00	-	-	30.82	Overpaid
ANNE PARKER CURTIS TRUST	0.50	84,500.00	106,200.00	20,250.00	2,284.03	Overpaid
ANTHONY, GEOFFREY	1.80	27,500.00	31,600.00	-	791.94	-
ANTHONY, GEOFFREY	0.14	134,900.00	208,400.00	-	4,600.22	-
ANTONELLI, DANIEL L	7.00	52,300.00	211,900.00	-	3,540.28	-
ANTONITION, CATHERINE G	1.00	38,300.00	36,800.00	-	1,006.34	-
ANTONOVYCH FAMILY TRUST	5.10	57,200.00	147,000.00	-	2,736.28	-
ARABASZ, JOHN A JR	1.68	40,000.00	229,700.00	20,250.00	3,342.63	-
ARHONTES-MARSHALL,	0.50	49,700.00	144,300.00	20,250.00	2,328.25	-
ARNOLD, LYNN E	1.03	38,300.00	57,300.00	20,250.00	908.46	-
ARTICLE IV SUCCESSOR	3.50	100,400.00	-	-	1,345.36	-
ARTICLE IV SUCCESSOR	24.00	1,913,900.00	200,900.00	-	28,338.32	-
ARTICLE IV SUCCESSOR	9.50	843,000.00	162,100.00	-	13,468.34	-
ASHCROFT, MARILYN C	5.40	193,500.00	203,600.00	20,250.00	4,707.36	-
ASHE, YALE R	4.00	54,400.00	70,800.00	-	1,677.68	-
ASTBURY FAMILY, LLC	0.50	31,200.00	-	-	418.08	-
ASTBURY, BENJAMIN L	0.25	4,100.00	2,000.00	-	81.74	83.76
ASTBURY, CRYSTAL P	1.50	48,000.00	99,600.00	-	1,977.84	-
ASTBURY, DEREK V	2.41	36,700.00	38,200.00	20,250.00	732.31	-
ASTBURY, GLEN	29.50	81,000.00	191,400.00	20,250.00	3,136.14	-
ASTBURY, GLORIA V	32.46	110,200.00	115,000.00	20,250.00	2,541.42	-
ASTBURY, JANET	1.00	38,300.00	25,700.00	20,250.00	586.25	-
ASTBURY, JOSHUA R	2.30	46,700.00	196,500.00	-	3,258.88	-

OWNER	ACRES	LAND VALUE	BUILDING	EXEMPT	ORIGINAL	TAX DUE
ASTBURY, M. E. & SON, INC.	146.00	129,000.00	-	-	1,728.60	-
ASTBURY, M. E. & SONS, INC	4.90	53,300.00	145,100.00	-	2,658.56	-
ASTBURY, MARY	1.40	34,200.00	38,200.00	20,250.00	698.81	-
ASTBURY, MICHAEL	25.51	24,400.00	-	-	326.96	-
ASTBURY, MICHAEL	33.00	102,300.00	176,500.00	20,250.00	3,464.57	-
ASTBURY, MICHAEL	2.60	34,700.00	-	-	464.98	-
ASTBURY, MICHAEL A	190.00	135,200.00	-	-	1,811.68	-
ASTBURY, MICHAEL A	21.60	72,100.00	182,600.00	-	3,412.98	-
ASTBURY, MICHAEL A	3.60	9,200.00	-	-	123.28	-
ASTBURY, MICHAEL P	7.90	52,100.00	155,300.00	-	2,779.16	-
ASTBURY, TRAVIS E	5.00	37,600.00	69,800.00	20,250.00	1,167.81	-
AT&T MOBILITY LLC	-	-	-	-	1,141.68	-
ATHERTON, DORRANCE	2.72	42,600.00	46,200.00	20,250.00	918.57	-
ATHERTON, PAUL	1.00	38,300.00	82,000.00	25,110.00	1,148.62	-
ATCONSOLDATED, LLC	0.68	108,800.00	133,900.00	-	3,252.18	-
ATWOOD, ANN B	0.26	135,200.00	128,900.00	-	3,538.94	-
AUSTIN, CHRISTOPHER	7.17	564,700.00	446,800.00	-	13,554.10	-
AUSTIN, CHRISTOPHER	0.15	4,900.00	-	-	65.66	-
AUSTIN, CHRISTOPHER	-	-	6,500.00	6,500.00	-	-
AUSTIN, SUSAN D TRUST	0.24	85,600.00	163,600.00	-	3,339.28	-
AVERY, RICHARD A	3.04	72,400.00	186,400.00	20,250.00	3,196.57	3,275.42
AWALT, JIMMIE W. REVOCABLE	179.00	186,000.00	148,900.00	20,250.00	3,923.64	-
B/T RIDGE-WAYE, LLC	23.00	5,200.00	-	-	69.68	-
B/T RIDGE-WAYE, LLC	30.00	12,000.00	-	-	160.80	-
BABSON & DUFFY	-	-	57,800.00	-	774.52	-
BACHELLER, THOMAS T	1.50	122,200.00	113,800.00	-	3,162.40	-
BACHELLER, THOMAS T	-	-	1,800.00	1,800.00	-	-
BACKES, JEAN F	1.51	73,600.00	130,300.00	-	2,732.26	0.27
BACON, JEAN B 1988 TRUST	6.80	776,700.00	369,100.00	-	15,353.72	-
BADGER'S LANE, LLC	5.50	75,200.00	129,100.00	-	2,737.62	-
BAGADUCE MUSIC	4.00	187,000.00	440,000.00	627,000.00	-	-
BAGANZ, KRISTIN	2.90	43,100.00	143,600.00	-	2,501.78	-
BAILEY, CHARLES	5.83	50,600.00	60,000.00	20,250.00	1,210.69	-
BAILEY, GEOFFREY &	5.50	285,800.00	223,000.00	-	6,817.92	-
BAIRD-BARNEY, HEATHER	1.50	31,900.00	-	-	427.46	-
BAKER, AMY D	0.56	136,500.00	83,800.00	20,250.00	2,680.67	-
BAKER, CAROLE F	2.00	23,000.00	-	-	308.20	-
BAKER, DANFORD D	1.60	48,300.00	80,600.00	25,110.00	1,390.79	-
BAKER, PETER W	0.40	80,600.00	-	-	1,080.04	-
BAKER, PETER W	3.06	30,800.00	24,000.00	-	734.32	-
BALDWIN, ANDREW	14.64	87,500.00	267,300.00	20,250.00	4,482.97	-
BALDWIN, CHARLES E	7.86	87,400.00	152,500.00	20,250.00	2,943.31	-
BALDWIN, RIGNAL W	1.83	160,800.00	163,600.00	-	4,346.96	-
BALL DANIEL P	1.00	446,300.00	210,600.00	-	8,802.46	-
BALL, DANIEL PATRICK	1.30	31,400.00	10,200.00	-	557.44	-
BALL, WHITNEY S	1.60	185,000.00	-	-	2,479.00	5.50
BANNISTER, JOHN	13.00	16,600.00	-	-	222.44	-
BANNISTER, JOHN	8.03	107,200.00	170,700.00	20,250.00	3,205.44	-
BANNISTER, JOHN	4.40	68,200.00	-	-	913.88	-
BANNISTER, RICHARD	1.23	38,800.00	107,000.00	20,250.00	1,540.98	-
BANNISTER, RICHARD	3.60	6,700.00	38,300.00	-	603.00	-
BANNON, JAMES IV	6.40	41,900.00	44,100.00	20,250.00	881.05	-
BANNON, RAINETTE S	0.93	37,300.00	97,700.00	-	1,809.00	-
BANOS, MATTHEW	2.00	74,800.00	271,500.00	-	4,640.42	-
BAR HARBOR BANK & TRUST	0.30	287,000.00	291,500.00	-	7,751.90	-
BAR HARBOR BANKING &	0.90	371,700.00	243,700.00	-	8,246.36	-
BARBEAU, GARY P	15.00	49,700.00	2,900.00	-	704.84	-
BARBEAU, GARY P	100.00	141,100.00	331,900.00	-	6,338.20	-

OWNER	ACRES	LAND VALUE	BUILDING	EXEMPT	ORIGINAL	TAX DUE
BARBEAU, GARY P	3.30	372,300.00	122,300.00	-	6,627.64	-
BARBEAU, GARY P	5.70	15,900.00	5,500.00	-	286.76	-
BARBEAU, GARY P	17.60	22,000.00	-	-	294.80	-
BARBEAU, GARY P	5.70	18,400.00	-	-	246.56	-
BARBEAU, GARY P	6.00	19,100.00	-	-	255.94	-
BARBEAU, GARY P	4.30	9,900.00	-	-	132.66	-
BARBEAU, GARY P	3.70	9,600.00	-	-	128.64	-
BARBEAU, GARY P	4.80	9,900.00	-	-	132.66	-
BARBEAU, GARY P	5.10	9,400.00	-	-	125.96	-
BARNES, KATHLEEN H.	12.30	622,300.00	491,300.00	-	14,922.24	-
BARRETT, GERALD E	3.08	77,600.00	108,800.00	20,250.00	2,052.54	-
BARRETT, JOANNE L	-	-	1,400.00	1,400.00	-	-
BARRETT, JOANNE L	2.60	72,100.00	110,000.00	20,250.00	2,168.79	-
BARROWS, R NATHANIEL W	0.11	176,800.00	78,800.00	-	3,425.04	-
BARTON, WESLEY K	8.00	147,900.00	128,300.00	20,250.00	3,429.73	-
BARTON, WESLEY K	-	-	12,700.00	12,700.00	-	-
BASTIEN, KYLE	3.00	38,800.00	137,800.00	-	2,366.44	-
BATES, DONALD	4.97	48,400.00	113,300.00	20,250.00	1,895.43	-
BATES, HANNAH L	4.14	46,300.00	172,200.00	20,250.00	2,656.55	-
BATES, JOHN W	8.45	72,100.00	-	-	966.14	Overpaid
BATES, MARY JANE	10.42	61,500.00	-	-	824.10	784.05
BATES, MARY JANE	5.80	84,500.00	88,100.00	-	2,312.84	-
BATES, MARY JANE	34.00	43,400.00	-	-	581.56	-
BATES, NANCY P	4.57	34,600.00	-	-	463.64	-
BAUER, CHARLES W.	3.50	87,100.00	-	-	1,167.14	-
BAUER, F ROBERT	1.00	160,000.00	390,500.00	20,250.00	6,640.20	-
BAY SCHOOL	39.50	323,000.00	2,257,500.00	2,580,500.00	-	-
BEAIRD, JAMES P	2.53	29,400.00	-	-	393.96	-
BEAIRD, JAMES P	2.53	29,400.00	-	-	1,750.04	-
BEAL, AIMEE	4.88	48,100.00	132,900.00	20,250.00	2,154.05	-
BEAL, CAROLE	144.93	129,400.00	76,600.00	20,250.00	2,299.50	-
BEAL, KRISTINA ERICA	1.07	36,500.00	68,600.00	20,250.00	1,136.99	-
BEAL, NANETTE	6.90	61,100.00	-	-	818.74	838.94
BEAR RIDGE CORPORATION	0.70	68,600.00	117,800.00	-	2,497.76	-
BEARDSLEY, ANTHONY W	118.18	29,900.00	-	-	400.66	-
BEARDSLEY, ANTHONY W	111.00	24,300.00	-	-	325.62	-
BEARDSWORTH, GERTRUDE	22.00	3,500.00	-	-	46.90	-
BEARDSWORTH, GERTRUDE	4.28	25,400.00	-	-	340.36	-
BEARDSWORTH, GERTRUDE	23.00	3,000.00	-	-	40.20	-
BEARDSWORTH, GERTRUDE	15.00	2,000.00	-	-	26.80	-
BEARDSWORTH, GERTRUDE A	290.00	36,700.00	-	-	491.78	-
BEARDSWORTH, JEFFERY	82.50	64,400.00	-	-	862.96	-
BEARDSWORTH, JEFFERY H	28.53	36,400.00	-	-	487.76	-
BEARDSWORTH, JEFFREY	10.62	56,900.00	117,800.00	-	2,340.98	Overpaid
BEARDSWORTH, JEFFREY	177.00	114,800.00	257,300.00	-	4,986.14	-
BEARDSWORTH, JEFFREY	40.00	4,800.00	-	-	64.32	-
BEARDSWORTH, SADIE	7.85	53,400.00	100,500.00	-	2,062.26	-
BEARS, KRISTOPHER	10.73	44,300.00	8,000.00	-	700.82	718.11
BEBOUT, NICHOLE L	3.20	77,900.00	251,600.00	20,250.00	4,143.95	-
BEBOUT, NICHOLE L	0.11	176,800.00	205,300.00	-	5,120.14	5,236.57
BEBOUT, SHANNON	4.90	80,300.00	7,000.00	-	1,169.82	1,196.42
BECK, CHIORI S	61.00	91,800.00	52,700.00	-	1,936.30	-
BECTION JR., HENRY	0.64	1,100.00	-	-	14.74	15.10
BECTION, CYNTHIA A	6.79	669,300.00	-	-	8,968.62	-
BECTION, JEAN C. 1995	6.20	1,820,700.00	671,200.00	-	33,391.46	-
BECTION, JEAN R (1/2 INT)	11.00	43,600.00	-	-	584.24	-
BEECH HILL ARTS, LLC	1.70	74,000.00	170,000.00	-	3,269.60	-
BELL, MARK	5.90	45,600.00	140,000.00	20,250.00	2,215.69	Overpaid

OWNER	ACRES	LAND VALUE	BUILDING	EXEMPT	ORIGINAL	TAX DUE
BELL, SCOT	1.70	193,100.00	216,100.00	20,250.00	5,211.93	-
BENENSKY, MARTIN J	1.20	43,900.00	63,200.00	-	1,435.14	-
BENHAM, COURTNEY	1.10	147,100.00	871,000.00	-	13,642.54	-
BENHAM, JENNIFER C	1.60	126,600.00	-	-	1,696.44	-
BENSHEIMER, ERICH L	3.00	68,900.00	120,100.00	20,250.00	2,261.25	-
BENSHEIMER, HILDEGARD	0.50	34,400.00	180,200.00	-	2,875.64	-
BENSON, PETER C	0.25	63,800.00	-	-	854.92	-
BENSON, PETER C	3.60	163,900.00	137,300.00	-	4,036.08	-
BENTZ FIGLER TRUST	1.50	192,200.00	339,300.00	-	7,122.10	-
BERGIN, JAMES	11.00	94,400.00	323,000.00	25,110.00	4,892.08	-
BERGIN, JAMES	8.00	53,600.00	243,000.00	-	3,974.44	-
BERGIN, JAMES F	1.10	25,800.00	-	-	345.72	-
BERKOWITZ, WARREN J	1.20	193,500.00	136,400.00	20,250.00	3,860.64	-
BERRY, PATRICIA E	80.00	84,200.00	-	-	1,128.28	-
BERTRAND, DOUGLAS E	1.62	61,100.00	260,800.00	20,250.00	3,759.84	-
BEST, ELLEN S. &	1.20	81,300.00	106,900.00	20,250.00	2,075.22	-
BESWICK, ROBERT	0.90	153,900.00	134,100.00	-	3,859.20	-
BESWICK, ROBERT J	13.00	58,000.00	85,800.00	-	1,926.92	-
BEYER-SPRINGER,	1.50	48,000.00	91,400.00	-	1,867.96	-
BICKS, CAROLINE	1.26	451,700.00	549,700.00	20,250.00	13,147.41	-
BILLINGS, RONALD M	29.00	73,300.00	122,700.00	-	2,626.40	-
BILLINGS, SHANI MCVAY	2.90	77,100.00	242,900.00	20,250.00	4,016.65	Overpaid
BING-YOU, ROBERT G	8.19	560,700.00	528,400.00	-	14,593.94	-
BING-YOU, ROBERT G	-	-	7,400.00	7,400.00	-	-
BIRDSALL, ANDREW E	51.00	8,200.00	-	-	109.88	-
BIRDSALL, ANDREW E	40.17	5,600.00	-	-	75.04	-
BIRDSALL, NATHANIEL W	2.50	42,100.00	32,600.00	-	1,000.98	-
BIRDSALL, NATHANIEL W	81.00	63,600.00	-	-	852.24	-
BIRDSALL, NATHANIEL W	165.00	69,000.00	57,700.00	20,250.00	1,426.43	-
BIRDSALL, NATHANIEL W	8.00	47,200.00	143,200.00	-	2,551.36	-
BIRDSALL, NATHANIEL W	90.00	102,400.00	-	-	1,372.16	-
BIRK, SUSAN	3.30	123,600.00	164,800.00	-	3,864.56	3,959.58
BISON FREE RANGE	3,265.00	349,700.00	-	-	4,685.98	-
BIXBY, JULIA	36.40	78,900.00	205,300.00	20,250.00	3,284.82	-
BJORKMAN, THOMAS	1.10	340,900.00	1,000.00	-	4,581.46	-
BJORKMAN, THOMAS	1.70	164,500.00	383,400.00	20,250.00	7,070.51	-
BLACK, AMANDA	0.80	108,700.00	167,700.00	20,250.00	3,432.41	-
BLACK, AMANDA 1/4	17.83	66,100.00	144,900.00	-	2,827.40	-
BLACK, AUSTIN	5.40	47,600.00	33,500.00	-	1,086.74	1,113.55
BLACK, DENNIS	3.00	48,500.00	24,700.00	20,250.00	709.53	-
BLACK, LEWIS F	0.50	30,800.00	65,700.00	20,250.00	1,021.75	-
BLACK, OTTO V	4.10	48,200.00	94,800.00	20,250.00	1,644.85	-
BLACK, PHILLIP	35.90	89,600.00	155,900.00	20,250.00	3,018.35	-
BLAKE, CHARLES	3.40	31,600.00	-	-	423.44	-
BLAKE, GEORGE	2.00	40,800.00	125,100.00	-	2,223.06	2,277.90
BLAKE, JILL	2.10	58,300.00	138,400.00	-	2,635.78	-
BLAKE, STEVEN W	1.50	31,000.00	128,700.00	20,250.00	1,868.63	-
BLANCHARD, SCOTT H	1.20	67,700.00	330,600.00	20,250.00	4,722.48	-
Blanchard, Stefan G	83.00	132,400.00	92,500.00	-	3,013.66	-
BLANCHARD, STEFEN	0.10	34,500.00	77,800.00	-	1,504.82	-
BLEAKNEY, CHARLES W III	2.00	72,900.00	76,700.00	-	2,004.64	-
BLISS, ADAM	1.50	72,000.00	333,800.00	-	5,437.72	-
BLISS, HELEN	0.06	132,600.00	59,800.00	-	2,578.16	-
BLOOM, MICHELLE	0.68	61,800.00	52,400.00	-	1,530.28	-
BLUE ACRES, LLC	16.66	15,900.00	-	-	213.06	-
BLUE ACRES, LLC	278.00	189,600.00	-	-	2,540.64	-
BLUE BERRY HILL LLC	79.00	3,068,100.00	1,619,900.00	-	62,819.20	-
BLUE HILL AGRICULTURAL	99.10	430,800.00	307,300.00	738,100.00	-	-

OWNER	ACRES	LAND VALUE	BUILDING	EXEMPT	ORIGINAL	TAX DUE
BLUE HILL BOATS, INC	6.50	510,100.00	261,200.00	-	10,335.42	-
BLUE HILL CONSOLIDATED	-	-	3,129,500.00	3,129,500.00	-	-
BLUE HILL CO-OP	-	-	70,800.00	70,800.00	-	-
BLUE HILL CO-OP	5.50	126,400.00	1,036,900.00	-	15,588.22	-
BLUE HILL COTTAGES, LLC	1.00	88,800.00	500.00	-	1,196.62	-
BLUE HILL COTTAGES, LLC	1.20	244,700.00	261,800.00	-	6,787.10	Overpaid
BLUE HILL HARBOR	3.00	77,400.00	267,200.00	344,600.00	-	-
BLUE HILL HERITAGE	0.02	900.00	-	-	12.06	-
BLUE HILL HERITAGE	0.30	8,100.00	-	-	108.54	-
BLUE HILL HERITAGE	388.85	149,200.00	2,000.00	-	2,026.08	-
BLUE HILL HERITAGE	25.00	4,500.00	-	-	60.30	-
BLUE HILL HERITAGE	16.50	5,300.00	-	-	71.02	-
BLUE HILL HERITAGE	865.00	102,600.00	-	-	1,374.84	-
BLUE HILL HERITAGE	4.20	51,500.00	98,100.00	-	2,004.64	-
BLUE HILL HERITAGE	232.70	88,000.00	-	-	1,179.20	-
BLUE HILL HERITAGE	3.00	27,300.00	-	-	365.82	-
BLUE HILL HERITAGE	241.00	24,400.00	-	-	326.96	-
BLUE HILL HERITAGE	10.60	56,100.00	167,600.00	-	2,997.58	-
BLUE HILL HISTORICAL	0.40	178,900.00	260,800.00	439,700.00	-	-
BLUE HILL I.O.O.F.	0.10	111,500.00	156,700.00	268,200.00	-	-
BLUE HILL I.O.O.F.	0.10	55,700.00	76,900.00	-	1,776.84	-
BLUE HILL INVESTMENT,	3.50	136,400.00	611,100.00	-	10,016.50	-
BLUE HILL MEMORIAL	0.50	188,000.00	196,700.00	-	5,154.98	-
BLUE HILL MEMORIAL	0.84	241,400.00	4,775,500.00	5,016,900.00	-	-
BLUE HILL MEMORIAL	5.80	1,972,000.00	#####	#####	-	-
BLUE HILL MEMORIAL	1.90	438,600.00	145,900.00	584,500.00	-	-
BLUE HILL MEMORIAL	0.50	188,000.00	269,300.00	-	6,127.82	-
BLUE HILL MEMORIAL	0.09	200.00	-	-	2.68	2.69
BLUE HILL MEMORIAL	60.42	126,900.00	-	-	1,700.46	94.64
BLUE HILL PISTOL & RIFLE	1.20	38,800.00	64,300.00	-	1,381.54	-
BLUE HILL PISTOL & RIFLE	7.40	40,000.00	7,800.00	-	640.52	2.07
BLUE HILL PLUMBING &	1.49	52,200.00	54,100.00	-	1,424.42	-
BLUE HILL PUBLIC	0.50	188,000.00	1,020,900.00	1,208,900.00	-	-
BLUE HILL PUBLIC	0.40	168,900.00	116,200.00	-	3,820.34	-
BLUE HILL REAL ESTATE, LLC	1.20	64,300.00	555,000.00	-	8,298.62	-
BLUE HILL STORAGE, LLC	6.20	55,900.00	212,700.00	-	3,599.24	-
BLUE HILL SUBWAY	-	-	-	-	277.38	1,722.96
BLUE HILL TERRACE	1.90	484,500.00	899,400.00	-	18,544.26	-
BLUE HILL TOWN	0.06	41,600.00	-	41,600.00	-	-
BLUME, MARTHA L	1.50	104,000.00	-	-	1,393.60	-
BNY MELON, NA, TRUSTEE	22.30	1,730,500.00	501,400.00	-	29,907.46	-
BOATHOUSE 1418 LLC	13.20	151,600.00	277,800.00	-	5,753.96	Overpaid
BOATHOUSE 1418 LLC	1.15	38,600.00	118,600.00	-	2,106.48	-
BOISVERT, CHRISTIENNE B	5.30	114,100.00	176,700.00	-	3,896.72	-
BONATOS, MANOLI	0.50	1,300.00	-	-	17.42	-
BONATOS, MANOLI	0.70	57,600.00	77,600.00	-	1,811.68	-
BOS, NANCY	2.17	75,200.00	126,200.00	20,250.00	2,427.41	-
Bouhssine, Morad	4.67	81,600.00	247,800.00	-	4,413.96	-
BOULET, RICHARD G	0.90	69,500.00	127,600.00	20,250.00	2,369.79	-
BOULGER, LYNN	0.95	70,700.00	118,300.00	20,250.00	2,261.25	Overpaid
BOWDEN, BRENDA	0.11	1,100.00	1,900.00	-	40.20	-
BOWDEN, DEFAURICE	42.25	35,300.00	-	-	473.02	-
BOWDEN, DEFAURICE	3.75	39,200.00	44,000.00	20,250.00	752.22	-
BOWDEN, DONALD	1.20	44,400.00	64,100.00	-	1,453.90	-
BOWDEN, DONALD	0.91	37,100.00	98,400.00	20,250.00	1,544.35	-
BOWDEN, HENRY B	10.00	55,300.00	90,800.00	-	1,957.74	-
BOWDEN, JACKIE	5.66	45,000.00	123,200.00	20,250.00	1,982.53	-
BOWDEN, LELAND	1.70	39,900.00	15,000.00	25,110.00	399.19	-

OWNER	ACRES	LAND VALUE	BUILDING	EXEMPT	ORIGINAL	TAX DUE
BOWDEN, ROBIN L	2.00	32,300.00	99,000.00	20,250.00	1,488.07	-
BOWEN, ROBIN H.	3.00	16,200.00	-	-	217.08	-
BOWEN, ROBIN H.	0.64	33,200.00	158,700.00	20,250.00	2,300.11	-
BOWEN, ROBIN H.	0.57	9,600.00	2,800.00	-	166.16	-
BOWEN, ROBIN H.	5.10	41,100.00	34,100.00	-	1,007.68	-
BOYAJIAN, CHRISTA	12.10	58,800.00	100,400.00	20,250.00	1,709.82	-
BRADLEY, DANIEL L	3.00	34,900.00	61,900.00	20,250.00	1,025.77	-
BRADSHAW, NATHANIEL B	2.00	40,800.00	38,000.00	20,250.00	784.57	1.47
BRAGDON, DANA	10.00	54,200.00	125,000.00	20,250.00	2,129.93	-
BRAGDON, DANA	16.00	47,200.00	175,200.00	-	2,980.16	-
BRAGES, JONATHAN	0.15	3,000.00	-	-	40.20	-
BRAMBLE, BARBARA	-	59,500.00	109,000.00	-	2,257.90	-
BRANCO, ANNE-MARIE	10.10	56,200.00	200,600.00	20,250.00	3,169.77	-
BRAY, MARJORIE D	1.80	73,300.00	151,800.00	25,110.00	2,469.10	-
BRAYTON, PAUL F	6.33	117,200.00	144,300.00	-	3,504.10	3,590.53
BRECHER, MARTIN I	3.20	43,900.00	124,000.00	20,250.00	1,978.51	-
BREECE, ANDREW W	3.47	36,000.00	165,200.00	20,250.00	2,424.73	-
BREUS, ALEXANDRA	3.60	173,800.00	506,700.00	-	9,118.70	-
BREUS, EKATERINA A	0.28	45,900.00	105,300.00	20,250.00	1,754.73	-
BREUS, SERGEI	1.95	165,500.00	439,600.00	20,250.00	7,836.99	-
BREUS, SERGEI	30.01	138,600.00	-	-	1,857.24	-
BREUS, SERGEI	15.60	800.00	-	-	10.72	-
BRIGGS, JAMES E	0.50	90,200.00	-	-	1,208.68	-
BRIGGS, JEAN E	2.40	41,800.00	168,100.00	20,250.00	2,541.31	-
BRILLHART, JULIA G	0.92	175,000.00	295,400.00	-	6,303.36	-
BRITT, ELIZABETH M	27.50	312,400.00	196,600.00	25,110.00	6,484.13	11.81
BROCKWAY, RICHARD M JR	2.80	42,800.00	99,600.00	-	1,908.16	-
BROOKES, RUSSELL D	26.80	77,500.00	144,800.00	20,250.00	2,707.47	-
BROOKMAN, STEVEN P	5.20	179,400.00	-	-	2,403.96	-
BROOKMAN, STEVEN P	4.90	178,100.00	254,700.00	25,110.00	5,463.05	-
BROOKMAN, STEVEN P	0.50	36,100.00	-	-	483.74	-
BROUGHTON, MATTHEW	8.09	53,700.00	143,500.00	20,250.00	2,371.13	-
BROWER, HOWARD S	3.40	18,900.00	-	-	253.26	-
BROWER, HOWARD S	2.40	16,300.00	-	-	218.42	-
BROWER, HOWARD S	3.80	19,900.00	-	-	266.66	-
BROWER, HOWARD S	1.60	14,300.00	-	-	191.62	-
BROWER, HOWARD S	2.00	15,300.00	-	-	205.02	-
BROWER, HOWARD S	2.90	17,600.00	-	-	235.84	-
BROWER, HOWARD S	3.10	18,100.00	-	-	242.54	-
BROWER, HOWARD S	3.30	18,600.00	-	-	249.24	Overpaid
BROWN, JACOB A	7.00	12,800.00	17,200.00	-	402.00	-
BROWN, JULIANA	6.66	87,400.00	-	-	1,171.16	-
BROWN, JULIANA C	57.30	123,500.00	171,600.00	20,250.00	3,682.99	-
BROWN, LOREN	11.00	57,400.00	142,900.00	20,250.00	2,412.67	-
BROWN, MARECHAL	0.40	101,700.00	167,200.00	-	3,603.26	-
BROWN, RONALD	2.30	167,000.00	225,600.00	20,250.00	4,650.66	1.10
BROWNBAC, DEIRDRE D	47.50	91,200.00	31,100.00	-	1,638.82	-
BROWNE, MIQUEL D	1.82	165,000.00	140,500.00	-	4,093.70	-
BROWNLOW, WESTON	9.01	67,600.00	-	-	905.84	-
BROWNLOW, WESTON C	1.60	65,300.00	153,800.00	20,250.00	2,664.59	-
BRUBAKER, CHARLES D	11.20	43,200.00	-	-	578.88	-
BRUMFIELD, CHRISTOPHER	2.90	77,100.00	101,700.00	-	2,395.92	-
BRUNO, BLAS	2.27	75,500.00	135,700.00	20,250.00	2,558.73	-
BRYAN, QUATIE	1.31	78,800.00	133,700.00	20,250.00	2,381.40	-
BRYANT, DANIEL JAMES	11.30	10,800.00	-	-	144.72	-
BRYANT, STEPHEN L	1.19	218,400.00	256,500.00	20,250.00	6,092.31	-
BRYANT, TIMOTHY W	2.09	41,000.00	32,100.00	-	979.54	-
BRYANT, TIMOTHY W	25.63	76,000.00	226,900.00	20,250.00	3,787.51	-

OWNER	ACRES	LAND VALUE	BUILDING	EXEMPT	ORIGINAL	TAX DUE
BUBEL, LISA M	1.00	35,500.00	22,100.00	20,250.00	500.49	-
BUCK, LEONARD	2.30	990,900.00	648,800.00	-	21,971.98	-
BUDDINGTON, JAMES	52.00	95,700.00	-	-	1,282.38	1,316.27
BUDDINGTON, JAMES	0.25	28,100.00	41,200.00	20,250.00	657.27	674.57
BUDDINGTON, JAMES	66.93	118,600.00	115,100.00	-	3,131.58	3,236.97
BUDDINGTON, JAMES R	1.41	39,300.00	151,500.00	-	2,556.72	2,616.23
BUGBEE, THOMAS	1.50	163,600.00	192,800.00	20,250.00	4,504.41	-
BULLARD, GEORGE C. Jr.	2.40	569,000.00	229,100.00	-	10,694.54	-
BUNGALOW AND	0.40	382,000.00	68,800.00	20,250.00	5,769.37	-
BUNGALOW AND	0.30	69,800.00	-	-	935.32	-
BURBINE, SANDRA	9.00	53,600.00	36,200.00	-	1,203.32	Overpaid
BURGESS, BRIAN K	11.02	44,700.00	-	-	598.98	-
BURGESS, KENNETH W	5.50	67,600.00	146,300.00	20,250.00	2,594.91	-
BURKERT, VIRGINIA	5.00	40,800.00	100,100.00	20,250.00	1,479.24	-
BURKERT, WILLIAM J	8.50	36,300.00	-	-	486.42	-
BURNETT, JAMES	10.80	91,100.00	124,700.00	20,250.00	2,422.98	-
BURNS, JOHN F	15.60	800.00	-	-	10.72	-
BURNS, JOHN F	3.60	173,800.00	346,800.00	20,250.00	6,263.46	-
BURNS, JOSEPH J	11.39	57,900.00	106,800.00	-	2,206.98	-
BURNS, KIRBY L	0.50	28,100.00	32,000.00	-	805.34	-
BURPEE, BRITTANY	4.60	40,300.00	76,200.00	-	1,561.10	-
BUSH, CHARLES	20.00	19,100.00	-	-	255.94	-
BUSH, JAMES E	15.00	21,300.00	19,200.00	20,250.00	271.35	-
BUTLER, ELIZABETH	3.60	69,900.00	115,800.00	20,250.00	2,217.03	-
BUTLER, ERIN McKAY	2.50	42,100.00	153,900.00	20,250.00	2,355.05	Overpaid
BUTLER, GERALD	0.80	69,000.00	177,400.00	20,250.00	3,030.41	-
BUTLER, GERALD	43.02	85,500.00	-	-	1,145.70	-
BUTLER, JANETBlue Hill	10.72	57,000.00	91,100.00	20,250.00	1,713.19	-
BUTLER, JASON	3.00	43,400.00	158,100.00	20,250.00	2,428.75	-
BUTLER, MICHAEL J	12.29	58,200.00	23,100.00	-	1,089.42	-
BYERS TRUST, DOUGLAS S.	3.50	163,600.00	2,000.00	-	2,219.04	-
BYERS, IVARS	1.00	38,300.00	138,600.00	-	2,370.46	-
BYRNE, ROBERT F	1.50	299,100.00	371,500.00	-	8,986.04	-
BYRNE, ROBERT F	2.00	238,300.00	-	-	3,193.22	-
CAHN, MARK D	12.00	213,400.00	204,600.00	-	5,601.20	-
CAMP, DAKIN L- 1/2 INT	62.75	539,800.00	19,100.00	-	7,489.26	7,364.74
CAMP, ELIZABETH 1/2	62.75	539,800.00	19,100.00	-	7,489.26	7,674.29
CANDAGE, ALLISON	20.00	74,000.00	120,400.00	-	2,604.96	-
CANDAGE, BRUCE	55.00	115,600.00	196,000.00	20,250.00	3,630.06	-
CANDAGE, DARRYL	50.00	112,200.00	119,600.00	20,250.00	2,624.58	-
CANDAGE, JOHN D	94.00	177,800.00	341,300.00	20,250.00	6,684.59	-
CANDAGE, JOHN D	9.00	1,000.00	-	-	13.40	-
CANDAGE, RUSSELL	0.74	63,900.00	84,500.00	20,250.00	1,717.21	-
CANDAGE, TIMOTHY D	0.75	22,100.00	-	-	296.14	-
CANNON, DOUGLAS H	1.40	513,700.00	93,400.00	-	8,135.14	-
CANON FINANCIAL	-	-	-	-	10.72	-
CAPLAN, DAVID C	0.17	150,400.00	68,400.00	-	2,931.92	-
CARD, JAMES B., II	50.00	31,900.00	-	-	427.46	-
CARDINAL CAPITAL	2.20	387,800.00	105,200.00	-	6,606.20	6,769.15
CAREW, JOHN R	20.00	60,700.00	209,000.00	-	3,613.98	-
CARLSON, STEPHEN F	1.85	126,900.00	208,300.00	20,250.00	4,220.33	-
CARNER, DAVID V JR	68.72	115,100.00	273,300.00	-	5,204.56	-
CAROL J. KNOX REVOCABLE	2.70	623,200.00	644,400.00	20,250.00	16,714.49	-
CARR, GRACEBlue Hill	3.93	41,500.00	-	-	556.10	-
CARR, KATHLEEN	1.90	853,600.00	956,800.00	-	24,259.36	24,929.80
CARR, KATHLEEN	2.20	669,800.00	-	-	8,975.32	9,209.58
CARR, KATHLEEN	3.00	157,300.00	-	-	2,107.82	2,162.83
CARR, KATHLEEN	2.70	117,700.00	-	-	1,577.18	1,618.34

OWNER	ACRES	LAND VALUE	BUILDING	EXEMPT	ORIGINAL	TAX DUE
CARR-SMITH, PETER MICHAEL	3.50	530,200.00	189,100.00	-	9,638.62	-
CARTER, ADAM	0.97	35,400.00	90,500.00	-	1,687.06	-
CARTER, CARL	1.00	33,200.00	111,700.00	20,250.00	1,529.64	-
CARTER, DEAN A	12.00	53,600.00	38,400.00	20,250.00	961.45	-
CARTER, ELIZABETH JM	2.30	627,300.00	292,800.00	-	12,329.34	-
CARTER, GAILEN	4.22	33,700.00	-	-	451.58	1,982.25
CARTER, JACQUELINE L	1.00	63,800.00	128,700.00	-	2,579.50	-
CARTER, JANEL	1.00	55,800.00	56,500.00	20,250.00	1,233.47	204.93
CARTER, JAY	4.50	35,300.00	9,100.00	20,250.00	323.61	103.02
CARTER, JEREMY R	93.63	139,300.00	-	-	1,866.62	1,913.00
CARTER, JOSEPH B	3.02	38,300.00	67,600.00	-	1,419.06	-
CARTER, KRISTY	37.40	85,900.00	11,900.00	-	1,310.52	-
CARTER, PAUL	40.00	51,000.00	-	-	683.40	-
CARTER, PAUL O	60.00	52,900.00	-	-	708.86	-
CARTER, REBECCA J	1.00	33,200.00	46,600.00	20,250.00	797.97	-
CARTER, ROBERT C	11.00	39,800.00	76,400.00	20,250.00	1,285.73	-
CARTER, ROBERT H	2.00	23,000.00	-	-	308.20	315.80
CARTER, TERESA - LIFE	100.43	60,700.00	34,000.00	20,250.00	997.63	-
CARVILLE, ELIZABETH A.	4.10	78,200.00	213,400.00	-	3,907.44	-
CASEY, SHARON	1.80	45,400.00	95,800.00	-	1,892.08	-
CASEY, SHARON	6.16	43,600.00	-	-	584.24	-
CASEY, SHARON R	3.89	38,000.00	-	-	509.20	-
CASTINO, BERNARD A	14.00	85,400.00	130,500.00	-	2,893.06	-
CASTLEBERRY DENTAL, LLC	1.20	105,300.00	232,200.00	-	4,522.50	4,634.06
CATALINA MARKETING	-	-	-	-	37.52	-
CAULEY, DAVID	9.50	60,600.00	69,500.00	-	1,743.34	-
CHAMBERLAIN, BRUCE	0.50	67,800.00	125,300.00	-	2,587.54	-
CHANDLER A. DUFFY &	2.80	76,800.00	274,800.00	-	4,711.44	-
CHANDLER A. DUFFY &	2.42	50,400.00	148,700.00	20,250.00	2,396.59	-
CHAPMAN, FISHER D	2.90	269,600.00	165,600.00	-	5,831.68	-
CHAPMAN, JOHN D	2.06	93,800.00	303,600.00	20,250.00	5,053.81	-
CHAPMAN, ROBERT	23.00	26,400.00	24,700.00	-	684.74	-
CHAPMAN, ROBERT D	1.70	68,900.00	165,200.00	20,250.00	2,865.59	-
CHAPMAN, W DAVID	1.40	163,200.00	109,300.00	20,250.00	3,380.15	-
CHARLES MARTIN	8.40	138,900.00	-	-	1,861.26	-
CHARLES, ALLISON	4.40	21,400.00	2,000.00	-	313.56	-
CHARLES, ALLISON	1.00	89,300.00	131,300.00	20,250.00	2,684.69	-
CHARLES, KENNETH	5.10	74,200.00	195,100.00	-	3,608.62	-
CHARLOTTE R JOSLIN	1.60	638,900.00	758,600.00	-	18,726.50	-
CHASE, ANNA	1.60	108,800.00	157,000.00	20,250.00	3,290.37	-
CHASE, DIANA F (TRUSTEE)	5.77	899,900.00	192,400.00	-	14,636.82	-
CHASE, JOHNATHAN	1.68	92,100.00	109,400.00	20,250.00	2,428.75	-
CHASE, LORENA	21.87	61,600.00	-	-	825.44	50.50
CHASE, LORI ABlue Hill	16.50	68,100.00	218,500.00	20,250.00	3,315.06	-
CHATFIELD MAINE	1.50	103,200.00	181,400.00	-	3,813.64	-
CHEN, GUO FANG	1.95	40,700.00	212,800.00	-	3,396.90	-
CHENEY, LYNN E	5.30	179,800.00	455,500.00	20,250.00	8,241.67	-
CHITTENDEN, ADAM B	5.22	74,200.00	116,700.00	20,250.00	2,286.71	-
CHITTENDEN, BETTY P	4.30	72,200.00	142,800.00	-	2,881.00	-
CHITTENDEN, HOWARD	35.86	201,500.00	483,700.00	20,250.00	8,910.33	-
CHITTENDEN, IAN	1.50	52,300.00	-	-	700.82	-
CHITTENDEN, IAN	1.50	52,300.00	-	-	700.82	-
CHITTENDEN, IAN	1.50	52,300.00	-	-	700.82	-
CHITTENDEN, IAN	5.50	92,200.00	193,100.00	20,250.00	3,551.67	-
CHITTENDEN, ISAAC P	3.80	70,900.00	158,700.00	-	3,076.64	-
CHRISTIAN, DONALD A	2.01	503,500.00	116,700.00	-	8,310.68	-
CHRISTOPHER D. PAPPAS	2.02	931,600.00	709,400.00	-	21,989.40	-
CHRISTY, LILLIAN F	5.20	37,100.00	81,300.00	20,250.00	1,315.21	-

OWNER	ACRES	LAND VALUE	BUILDING	EXEMPT	ORIGINAL	TAX DUE
CHURCH, DONALD &	22.50	72,000.00	82,800.00	20,250.00	1,802.97	1,847.44
CHURCHILL, MARK S	0.80	69,000.00	92,700.00	20,250.00	1,895.43	-
CIANBRO EQUIPMENT,	-	-	-	-	5,784.78	2.96
CLAIRE, AVY	0.80	33,600.00	85,800.00	20,250.00	1,208.34	-
CLAIRWOOD, INC.	54.00	181,600.00	6,100.00	-	2,515.18	-
CLAIRWOOD, INC.	105.00	14,900.00	-	-	199.66	-
CLAPP, LESLIE ANNE	10.30	9,800.00	-	-	131.32	-
CLAPP, MARK A	1.71	27,300.00	-	-	365.82	-
CLAPP, PATRICIA A	0.40	106,800.00	177,800.00	20,250.00	3,289.86	-
CLAPP, PETER	0.30	178,100.00	84,700.00	-	3,521.52	-
CLAPP, PETER	0.20	235,700.00	38,000.00	-	3,667.58	-
CLAPP, PETER	8.00	38,500.00	-	-	515.90	-
CLAPP, PETERBlue Hill	0.70	181,500.00	258,800.00	-	5,900.02	-
CLAPP, ROBERT	-	-	10,200.00	-	136.68	-
CLAPP, ROBERT M	178.00	203,500.00	13,200.00	-	2,903.78	-
CLAPP, ROBERT M	23.00	3,100.00	-	-	41.54	-
CLAPP, ROBERT M	20.00	56,100.00	-	-	751.74	-
CLAPP, ROBERT M	27.72	39,600.00	-	-	530.64	-
CLAPP, ROBERT M	30.70	4,500.00	-	-	60.30	-
CLAPP, SANDRA	4.50	84,800.00	198,100.00	20,250.00	3,519.51	-
CLAPP, SARAH K	2.00	74,800.00	333,100.00	20,250.00	5,194.51	-
CLAPP, TROY	4.70	70,200.00	140,100.00	20,250.00	2,546.67	-
CLARK, CHALMERS C	1.80	352,900.00	72,200.00	-	5,696.34	-
CLARK, TIMOTHY	40.00	102,900.00	139,100.00	20,250.00	2,971.45	-
CLARKE, JANET P	1.10	38,500.00	84,900.00	20,250.00	1,382.21	-
CLAYTON, GRACE R	0.46	58,900.00	80,400.00	-	1,866.62	-
CLEMENT, MADELINE	12.00	37,400.00	-	-	501.16	-
CLEMENTS, BETH	15.70	88,900.00	525,600.00	-	8,234.30	-
CLEMENTS, BETH R	1.48	34,400.00	187,500.00	-	2,973.46	-
CLEMENTS, ROBERT M	2.30	273,300.00	421,400.00	-	9,308.98	-
CLEMENTS, ROBERT M	2.60	483,100.00	239,000.00	-	9,676.14	-
CLEMENTS, THOMAS	22.00	3,531,500.00	1,400,200.00	-	66,084.78	-
CLEWS, HENRIETTA	3.00	7,700.00	-	-	103.18	-
CLEWS, HENRIETTA T	1.10	173,200.00	121,500.00	20,250.00	3,677.63	-
CLEWS, HENRY A	2.40	186,300.00	116,400.00	-	4,056.18	-
CLIFFORD, DARON	3.48	44,600.00	120,400.00	-	2,211.00	-
CLIMONT, LLC	2.60	130,100.00	550,800.00	-	9,124.06	-
CLINTON, SALLY A	0.16	109,700.00	61,800.00	-	2,298.10	2,354.79
CLOONAN, EDWARD T	1.50	469,400.00	-	-	6,289.96	-
CLUETT, JULIA STURTEVANT	0.60	68,200.00	194,900.00	-	3,525.54	3,612.50
CLUETT, MARK S. REVOCABLE	1.70	920,100.00	373,300.00	-	17,331.56	-
COCA COLA COMPANY	-	-	-	-	5.36	-
COCA-COLA BEVERAGES	-	-	-	-	101.84	-
COHEN, ETHAN L	17.00	2,100.00	-	-	28.14	-
COHEN, ETHAN L	23.00	43,000.00	-	-	576.20	-
COHEN, SANFORD R	1.04	37,200.00	130,400.00	-	2,245.84	-
COIT, DANIEL G	2.00	860,600.00	289,100.00	-	15,405.98	-
COLBY, JOSEPH S	2.00	45,900.00	152,800.00	25,110.00	2,136.46	-
COLBY, JOSEPH S	3.20	35,900.00	-	-	481.06	-
COLBY, JOSEPH S	5.00	8,200.00	-	-	109.88	-
COLBY, JOSEPH S	10.00	17,900.00	-	-	239.86	-
COLE, KEVIN TRUSTEE	0.60	2,600.00	-	-	34.84	-
COLE, KEVIN TRUSTEE	2.11	135,400.00	-	-	1,814.36	-
COLE, SALLY L. & ROBERT A.	0.70	58,700.00	-	-	786.58	-
COLE, SALLY L. TRUSTEE	7.20	142,100.00	376,200.00	-	6,945.22	-
COLEMAN, BRETT A	6.00	45,900.00	176,300.00	-	2,977.48	-
COLLINS, JOSHUA	5.00	4,800.00	-	-	64.32	-
COLLINS, JOSHUA	5.00	4,800.00	-	-	64.32	-

OWNER	ACRES	LAND VALUE	BUILDING	EXEMPT	ORIGINAL	TAX DUE
COLLINS, JOSHUA S	5.10	105,800.00	-	-	1,417.72	-
COLLINS, JOSHUA S	5.00	4,800.00	-	-	64.32	-
COLLINS, SAGE N	1.00	40,100.00	150,400.00	20,250.00	2,104.20	-
COLUMBER, KELLEY A	0.50	49,700.00	112,300.00	20,250.00	1,899.45	-
CONARY, MARGARET F	0.50	67,800.00	108,800.00	20,250.00	2,095.09	-
CONBOY, JAMES D	6.10	76,600.00	57,700.00	-	1,799.62	-
CONGREGATIONAL CHURCH	0.50	188,000.00	296,000.00	484,000.00	-	-
CONKLIN POWERS,	1.61	39,800.00	145,800.00	-	2,487.04	-
CONLEY, FLORENCE	1.00	22,700.00	-	-	304.18	-
CONLEY, FLORENCE P	4.70	4,500.00	-	-	60.30	-
CONLEY, LOIS C	40.00	12,100.00	-	-	162.14	-
CONLEY, MICHAEL &	69.40	96,100.00	101,300.00	20,250.00	2,373.81	-
CONLON, JOSEPH	2.10	46,000.00	261,500.00	20,250.00	3,849.15	-
CONLON, THOMAS	1.30	31,000.00	15,300.00	-	620.42	1,385.04
CONLON, THOMAS JR	1.80	45,400.00	122,900.00	20,250.00	1,983.87	-
CONNOLLY, PAUL C	2.00	33,200.00	-	-	444.88	455.85
CONSOLIDATED COMMUNICATI	-	-	-	-	112.56	-
CONSTANTINOPE, DONNA M	8.50	418,400.00	171,100.00	-	7,899.30	-
CONSTANTINOPE, DONNA M	0.80	2,000.00	-	-	26.80	-
CONTERIO, RONALD	6.02	93,500.00	177,000.00	20,250.00	3,353.35	-
COOKMAN, SANDRA J	41.00	78,200.00	-	-	1,047.88	Overpaid
COOKMAN, SANDRA J	23.50	52,100.00	-	-	698.14	Overpaid
COOPER, MARTHA	2.10	194,800.00	299,400.00	-	6,622.28	-
COPITHORNE, PETER G	1.05	149,400.00	255,700.00	20,250.00	5,156.99	-
COTE, OMER EUGENE	1.00	67,400.00	108,600.00	-	2,358.40	-
COTE, RONALD & CHRISTINE	1.90	74,500.00	110,800.00	20,250.00	2,211.67	2,266.22
COTTER, KATHLEEN	-	59,500.00	114,600.00	-	2,332.94	-
COURTOT, BRITTANY A	0.70	52,200.00	75,700.00	20,250.00	1,442.51	Overpaid
COUSINS, ADAM D	0.80	48,200.00	127,300.00	-	2,351.70	Overpaid
COUSINS, ADAM D	3.27	49,100.00	45,400.00	-	1,266.30	-
COUSINS, AVIS	6.00	90,700.00	76,200.00	20,250.00	1,965.11	-
COUSINS, DAVID	42.00	84,200.00	21,400.00	-	1,415.04	-
COUSINS, DAVID	16.00	108,400.00	82,100.00	-	2,552.70	-
COUSINS, DAVID	1.50	39,500.00	139,900.00	-	2,403.96	-
COUSINS, DAVID	40.00	15,300.00	-	-	205.02	-
COUSINS, DAVID	4.00	33,200.00	-	-	444.88	455.85
COUSINS, DAVID M	2.28	5,800.00	-	-	77.72	-
COUSINS, DAVID M	6.70	51,900.00	54,900.00	20,250.00	1,159.77	-
COUSINS, MARK	-	-	10,900.00	-	146.06	-
COUSINS, MATTHEW	2.87	30,300.00	-	-	406.02	-
COUSINS, MATTHEW D	2.00	49,700.00	132,100.00	-	2,436.12	7,457.54
COUSINS, MATTHEW D	1.70	37,500.00	13,500.00	-	683.40	700.26
COUSINS, MATTHEW H	1.00	13,600.00	-	-	182.24	-
COUSINS, MATTHEW H	0.70	78,200.00	24,300.00	-	1,373.50	-
COUSINS, MATTHEW H	2.50	847,200.00	287,000.00	-	15,198.28	-
COUSINS, MATTHEW H	1.83	131,400.00	150,000.00	-	3,770.76	-
COUSINS, MATTHEW H	2.99	25,000.00	-	-	335.00	-
COUSINS, MATTHEW H	3.22	25,600.00	-	-	343.04	-
COUSINS, MORGAN	2.94	48,300.00	132,900.00	20,250.00	2,156.73	-
COUSINS, R JANE	0.57	176,400.00	120,200.00	25,110.00	3,370.00	-
COUSINS, ROBERT JR	6.25	76,800.00	129,600.00	20,250.00	2,494.41	2,555.94
COUSINS, ROBERT L JR	14.50	61,000.00	42,800.00	20,250.00	1,119.57	-
COUSINS, SHANA B	7.89	48,300.00	86,800.00	-	1,810.34	-
COUSINS, THERESA M	3.80	45,400.00	148,700.00	-	2,600.94	-
COUSINS, WILLIAM H	7.00	77,800.00	99,300.00	20,250.00	2,101.79	-
CP BLUE HILL SENIOR	28.80	457,400.00	4,780,400.00	-	70,186.52	-
CRAMPTON, GEORGE	0.65	58,800.00	119,200.00	-	2,385.20	-
CRAWFORD, JAMES	1.80	892,500.00	859,100.00	-	23,471.44	-

OWNER	ACRES	LAND VALUE	BUILDING	EXEMPT	ORIGINAL	TAX DUE
CRIPPEN, MELINDA ANN	7.99	53,500.00	123,600.00	20,250.00	2,101.79	-
CRISS, FREDERIC	2.70	23,500.00	-	-	314.90	-
CRISS, FREDERIC	1.01	19,100.00	-	-	255.94	-
CROMWELL, SCOTT P	5.75	181,700.00	688,700.00	-	11,663.36	-
CRONENBERG, LIZABETH	6.83	740,200.00	-	-	9,918.68	5.51
CROSBY, JOAN P	7.25	134,900.00	21,400.00	-	2,094.42	-
CROWE FAMILY REAL ESTATE	7.40	134,300.00	38,100.00	-	2,310.16	-
CROWE, NANCY SHOPE	5.00	48,500.00	272,200.00	20,250.00	4,026.03	-
CROWLEY, TIMOTHY C	7.50	78,400.00	211,000.00	20,250.00	3,606.61	-
CSC SERVICEWORKS	-	-	-	-	-	-
CUMMINS, LESLIE	1.12	48,400.00	73,100.00	20,250.00	1,356.75	-
CUNEO, CHRISTINE E	2.30	41,600.00	167,200.00	20,250.00	2,526.57	-
CURLIK, MARTIN R	80.92	709,100.00	1,229,500.00	20,250.00	24,151.68	-
CURTIS COVE, LLC.	1.80	-	-	-	-	-
CURTIS, DOROTHY L.	9.30	46,400.00	216,600.00	20,250.00	3,252.85	-
CURTIS, BARRY	0.50	32,500.00	9,200.00	20,250.00	229.32	-
CURTIS, CAROLINE B	1.90	325,600.00	266,300.00	20,250.00	7,660.11	-
CURTIS, CLINTON	10.00	56,100.00	203,300.00	20,250.00	3,204.61	-
CURTIS, CLINTON	0.34	178,400.00	62,000.00	-	3,221.36	0.37
CURTIS, CLINTON	0.18	54,100.00	-	-	724.94	-
CURTIS, DANNER	29.94	63,700.00	-	-	853.58	-
CURTIS, DONALD L	52.00	69,400.00	-	-	929.96	-
CURTIS, DOROTHY	27.38	91,000.00	249,300.00	-	4,560.02	-
CURTIS, DOROTHY L	2.15	47,600.00	113,600.00	-	2,160.08	-
CURTIS, JONATHAN	2.00	38,600.00	94,100.00	20,250.00	1,506.83	-
CURTIS, JONATHAN P	13.80	535,200.00	391,500.00	-	12,417.78	-
CURTIS, MALINDA J	5.08	97,500.00	398,500.00	-	6,646.40	-
CURTIS, MICHAEL	2.98	30,500.00	-	-	408.70	-
CURTIS, ROLAND	0.80	40,100.00	94,700.00	25,110.00	1,331.32	-
CUSHMAN, EMILY V	0.80	189,200.00	323,200.00	20,250.00	6,594.81	-
CUTLER, PETER M	6.30	911,900.00	446,000.00	-	18,195.86	-
CUTSHALL, DANIEL E	8.00	56,700.00	136,000.00	-	2,582.18	Overpaid
CUTWA, JOSEPH L	5.03	78,300.00	-	-	1,049.22	-
CYMBALSKI, ZENA	5.00	53,600.00	128,300.00	20,250.00	2,166.11	-
CYNTHIA ANN BECTON 1986	12.10	843,200.00	-	-	11,298.88	-
D.B.A	300.00	270,100.00	120,700.00	-	5,236.72	-
DA, NAN Z	22.60	150,400.00	61,300.00	-	2,836.78	-
DA, NAN Z	6.00	33,200.00	-	-	444.88	483.14
DA, NAN Z	0.21	47,900.00	24,400.00	-	968.82	Overpaid
DAMON, TYLER A	8.78	54,500.00	63,800.00	-	1,585.22	-
DAN, ROBERT	1.50	44,600.00	128,300.00	20,250.00	2,045.51	-
DANA W. SAWYER TRUST	1.23	23,300.00	9,100.00	20,250.00	162.81	-
DANFORTH HOUSE, LLC	2.80	946,100.00	110,500.00	-	14,158.44	14,507.68
DANICO, JOHN	50.00	81,600.00	-	-	1,093.44	2,215.74
DANICO, THOMAS	46.25	83,200.00	4,600.00	20,250.00	905.17	927.50
DANIELS, JANE S	6.00	93,500.00	184,600.00	20,250.00	3,455.19	-
DANIELSON, DAVID	35.10	113,600.00	253,600.00	20,250.00	4,649.13	-
DANIELSON, DAVID P JR	1.00	35,400.00	44,800.00	-	1,074.68	-
DANIELSON, DAVID P JR	2.80	68,300.00	229,900.00	20,250.00	3,724.53	-
DANZENBAKER, JOHN	2.65	68,000.00	181,600.00	20,250.00	2,848.86	-
DARBY, JAMES D JR	9.90	1,300,100.00	688,300.00	-	26,644.56	-
DATA SALES CO.	-	-	-	-	-	-
DAUB, EDWIN C	-	59,500.00	133,900.00	-	2,591.56	-
DAUB, HEIDI	0.30	54,200.00	172,400.00	20,250.00	2,765.09	-
DAVID W. KERSEY TRUST	0.46	128,100.00	156,400.00	-	3,812.30	-
DAVIS, BEVERLY	0.50	9,600.00	-	-	128.64	0.28
DAVIS, BRITTAN	4.89	73,700.00	181,500.00	20,250.00	3,148.33	-
DAVIS, HOWARD B	1.48	34,400.00	191,300.00	20,250.00	2,753.03	-

OWNER	ACRES	LAND VALUE	BUILDING	EXEMPT	ORIGINAL	TAX DUE
DAVIS, JEDADIAH A	1.60	39,800.00	118,700.00	-	2,123.90	-
DAVIS, STU	3.81	70,900.00	42,400.00	20,250.00	1,246.87	-
DAWSON, STEVEN	12.30	64,100.00	206,200.00	-	3,622.02	-
DAWSON, TIMOTHY W	5.64	194,800.00	-	-	2,610.32	-
DE LAGE LANDEN	-	-	-	-	-	-
DEAVILA, SPENCER	2.49	143,200.00	321,400.00	-	6,225.64	6,379.21
DECHAR, LORIE E	0.43	110,300.00	81,300.00	20,250.00	2,296.09	-
DECHAR, LORIE EVE	0.48	115,800.00	89,500.00	-	2,751.02	-
DEEP COVE LIMITED	140.00	491,200.00	31,000.00	-	6,997.48	-
DEGROFF, SHERRY	1.37	58,500.00	137,600.00	20,250.00	2,174.76	-
DELICATA, JANELLE A	1.35	39,100.00	113,100.00	20,250.00	1,768.13	-
DELLA TORRE, MARY	2.10	185,600.00	154,800.00	20,250.00	4,290.01	-
DELONG, ELBRIDGE L	3.00	68,900.00	202,700.00	20,250.00	3,368.09	-
DESIBOUR, JACQUES	11.30	119,500.00	179,000.00	-	3,999.90	-
DESIBOUR, JACQUES	21.60	2,767,600.00	554,000.00	-	44,509.44	-
DESIBOUR, JACQUES	10.00	96,700.00	276,900.00	20,250.00	4,734.89	-
DETHIER, DAVID, C.	1.00	133,900.00	-	-	1,794.26	-
DETHIER, DAVID, C.	63.00	259,800.00	150,600.00	-	5,499.36	-
DETHIER, JEHAN	7.39	1,547,800.00	116,700.00	-	22,304.30	-
DEVEREAUX, ANNE	0.50	34,400.00	199,100.00	20,250.00	2,857.55	-
DEWAR, JANET L (TRUSTEE)	2.30	533,800.00	673,100.00	-	16,172.46	-
DIAMOND, JOHN N.	4.35	80,800.00	242,800.00	20,250.00	4,064.89	-
DIAZ, PATRICK J LINEHAN	0.30	47,200.00	135,600.00	20,250.00	2,178.17	-
DICK, PAULA	32.00	68,100.00	-	-	912.54	-
DIETRICH, DAVID M	1.42	39,300.00	119,200.00	20,250.00	1,852.55	-
DIETRICH, H RICHARD III	0.75	141,600.00	320,300.00	-	6,189.46	-
DIETRICH, H. RICHARD, III	3.40	1,345,600.00	1,991,800.00	-	44,721.16	-
DILLON, ANDREW P	4.60	104,600.00	179,700.00	20,250.00	3,538.27	Overpaid
DILLON, DANIEL P	5.50	391,000.00	443,900.00	-	11,187.66	-
DILLON, DAVID	0.30	147,300.00	199,500.00	20,250.00	4,375.77	-
DILLON, JULIA RUTH	3.50	357,000.00	222,500.00	-	7,765.30	-
DIRECTV, LLC	-	-	-	-	40.20	-
DIRITO-SURGAL, RITA	3.00	48,500.00	141,100.00	-	2,540.64	-
DISCHINGER, MARTHA S	0.50	18,000.00	-	-	241.20	-
DISCHINGER, MARTHA S	2.19	94,300.00	288,200.00	-	5,125.50	-
DISH NETWORK, LLC	-	-	-	-	26.80	-
DISSTON, MORRIS C	3.60	51,300.00	-	-	687.42	38.34
DIXON, JULIE ANNETTE	2.00	102,000.00	146,300.00	20,250.00	2,832.48	-
DODD, DONALD	2.00	165,800.00	199,000.00	20,250.00	4,300.38	-
DODGE CLAPP PROPERTIES	0.80	250,600.00	434,200.00	-	9,176.32	-
DODGE, CHARLES L. &	10.10	156,100.00	47,400.00	-	2,726.90	-
DODGE, ERROL P	5.05	43,500.00	144,000.00	20,250.00	2,241.15	-
DODGE, FLORENCE	1.30	31,400.00	-	-	420.76	-
DODGE, PETER	12.60	1,405,300.00	341,000.00	25,110.00	21,636.22	-
DODGE, PETER S	2.15	46,300.00	114,400.00	20,250.00	1,882.03	-
DODGE, RICHARD	1.00	165,800.00	121,500.00	20,250.00	3,578.47	-
DODGE, RICHARD E	36.73	72,300.00	-	-	968.82	-
DOLLIVER, KYFFIN H	60.00	22,600.00	-	-	302.84	-
DONNELL, LINDA M	0.90	36,900.00	142,600.00	20,250.00	2,133.95	-
DONNELLAN, MADONNA F	2.45	54,700.00	-	-	732.98	-
DOOLEY, SEAN	3.28	55,200.00	202,600.00	20,250.00	3,183.17	-
DOOLEY, SEAN	3.60	70,400.00	140,200.00	-	2,822.04	-
DORAN, HAROLD S	1.00	43,400.00	11,600.00	-	737.00	3,091.99
DORITY, AARON	1.40	66,800.00	97,900.00	-	2,206.98	-
DORITY, ARRON L	2.80	41,600.00	78,700.00	20,250.00	1,340.67	-
DORR, RYAN J	5.87	45,600.00	193,200.00	20,250.00	2,928.57	-
DORSEY, COLIN	41.00	18,700.00	-	-	250.58	-
DORSEY, COLIN P	40.50	44,500.00	20,300.00	-	868.32	-

OWNER	ACRES	LAND VALUE	BUILDING	EXEMPT	ORIGINAL	TAX DUE
DOSTIE, DAVID J	1.00	63,800.00	124,200.00	20,250.00	2,247.85	-
DOSTIE, DAVID J	0.20	2,300.00	-	-	30.82	-
DOTEN, ALEX DBlue Hill	1.00	3,100.00	-	-	41.54	-
DOTSON, ROBERT S	1.60	715,300.00	258,800.00	-	13,052.94	-
DOUGHTY, KAELEN M	0.70	63,200.00	94,600.00	-	2,114.52	-
DOUGLAS POND LLC	36.00	61,000.00	-	-	817.40	-
DOW, JAMES	4.20	52,800.00	-	-	707.52	-
DOW, JAMES	-	-	5,400.00	5,400.00	-	-
DOW, JAMES	5.83	71,800.00	-	-	962.12	-
DOW, JAMES	4.90	60,900.00	119,600.00	20,250.00	1,978.20	-
DOW, JAMES	-	-	3,500.00	3,500.00	-	-
DOW, JAMES W	3.60	66,100.00	-	-	885.74	-
DOW, JAMES W	2.10	16,400.00	-	-	219.76	-
DOW, JAMES W	1.56	73,700.00	110,000.00	-	2,461.58	-
DOWNEAST COMMUNITY	0.47	53,500.00	244,300.00	297,800.00	-	-
DOWNEAST MAINE	1.11	72,500.00	262,000.00	-	4,482.30	38.72
DOYLE, CHRISTOPHER	1.50	299,100.00	114,900.00	-	5,547.60	-
Drach, Robert B	0.64	60,400.00	123,100.00	20,250.00	2,187.55	-
DRAKE, DAVID	-	-	7,100.00	7,100.00	-	-
DRAKE, DAVID	1.75	45,300.00	166,700.00	20,250.00	2,375.10	-
DRAPER, KATHERINE W,	24.20	1,824,300.00	834,300.00	-	35,625.24	-
DRENGA, ALEXANDER	0.50	60,800.00	95,000.00	20,250.00	1,816.37	-
DRENGA, MITCHELL	2.50	42,100.00	126,500.00	20,250.00	1,987.89	-
DUFFIELD, RICHARD F	4.90	284,300.00	267,000.00	-	7,387.42	-
DUFFY WESCOTT POST	0.15	139,300.00	124,600.00	263,900.00	-	-
DUFFY, CHANDLER A	18.00	100,300.00	-	-	1,344.02	-
DUFFY, LORRAINE	1.20	38,800.00	50,900.00	-	1,201.98	-
DUFFY, SYLVIA	-	-	21,900.00	-	293.46	-
DUFFY, SYLVIA	3.77	45,300.00	-	-	607.02	-
DUFFY, TRACY	1.10	38,500.00	76,200.00	20,250.00	1,265.63	-
DUPONT, PRISCILLA A	3.15	660,700.00	282,400.00	-	12,637.54	-
DUPUY, YVAN	7.20	883,900.00	486,900.00	20,250.00	18,097.37	-
DUPUY, YVANBlue Hill	-	-	5,700.00	5,700.00	-	-
DURGIN, ANN	25.89	89,100.00	-	-	1,193.94	-
DURGIN, HUGH	2.02	28,100.00	-	-	376.54	-
DURGIN, HUGH	2.62	29,600.00	-	-	396.64	-
DURGIN, HUGH	2.11	53,800.00	-	-	720.92	-
DURGIN, HUGH	1.30	47,500.00	130,900.00	20,250.00	1,951.74	-
DURNBAUGH, GAYLE	0.03	400.00	-	-	5.36	-
DURNBAUGH, GAYLE	13.43	73,200.00	-	-	980.88	-
DURNBAUGH, GAYLE H	4.50	104,100.00	190,900.00	25,110.00	3,616.53	-
DURNBAUGH, GAYLE H	70.00	8,500.00	-	-	113.90	-
DUYM, WADE D. (1/4INT) &	0.60	78,600.00	137,800.00	-	2,899.76	-
DYER, MICHAEL	3.00	43,400.00	151,000.00	20,250.00	2,153.34	-
EAST BLUE HILL IMPROVEMENT	0.30	40,700.00	27,300.00	68,000.00	-	-
EAST BLUE HILL LIBRARY	0.20	66,500.00	46,800.00	113,300.00	-	-
EAST BLUE HILL LIMITED	1.15	437,300.00	537,000.00	-	13,055.62	-
EAST BLUE HILL VILLAGE	1.25	391,600.00	1,700.00	393,300.00	-	-
EAST BLUE HILL VILLAGE	3.31	36,500.00	-	36,500.00	-	-
EASTERN RIVER REAL ESTATE	350.00	175,000.00	24,600.00	-	2,674.64	-
EATON FAMILY TRUST OF 2011	1.90	38,600.00	48,800.00	-	1,171.16	-
EATON, BLAKE A	4.10	54,700.00	171,500.00	20,250.00	2,759.73	-
EATON, DUANE	4.00	45,900.00	115,200.00	25,110.00	1,822.27	3,586.98
EATON, JAMES & CAROLE E.	0.85	219,400.00	202,600.00	20,250.00	5,383.45	-
EATON, JOSHUA T	11.10	57,500.00	140,600.00	20,250.00	2,383.19	Overpaid
EATON, NICHOLAS P	1.94	40,600.00	37,100.00	-	1,041.18	-
EATON, RAYMOND L	5.70	34,700.00	11,600.00	-	620.42	-
EATON, ROBERT	1.16	65,000.00	116,900.00	-	2,437.46	-

OWNER	ACRES	LAND VALUE	BUILDING	EXEMPT	ORIGINAL	TAX DUE
EATON, RUTHANN	29.50	28,200.00	-	-	377.88	-
EATON, WILLIAM	2.80	42,800.00	121,800.00	20,250.00	1,934.29	-
EATON, WILLIAM	29.00	65,700.00	31,100.00	-	1,297.12	1,329.12
EBERT, ROBERT	1.00	33,200.00	43,600.00	20,250.00	757.77	-
ECKARD, RANDY	0.60	113,300.00	136,900.00	25,110.00	3,016.21	-
ECKERDT, JILL	3.10	93,900.00	-	-	1,258.26	-
EDMONDS, JOHN	-	-	4,800.00	4,800.00	-	-
EDMONDS, JOHN	6.40	51,400.00	92,500.00	20,250.00	1,517.04	-
EDWARDSON, ELIZABETH S	2.30	41,600.00	405,600.00	20,250.00	5,721.13	-
ELEY, DONALD	4.60	81,400.00	178,500.00	20,250.00	2,978.64	-
ELIZABETH BRAVO BENSON	1.20	461,100.00	447,800.00	-	12,179.26	-
ELLIOT, BRANDT R	-	72,300.00	161,400.00	-	3,131.58	-
ELLIOTT, ELIZABETH M	1.00	182,800.00	492,800.00	20,250.00	8,781.69	-
ELLIOTT, HENRY	3.00	41,400.00	47,500.00	20,250.00	919.91	-
ELLSWORTH HOLDING, LLC	0.93	156,200.00	716,600.00	-	11,695.52	-
EMERA MAINE	12.00	56,700.00	42,000.00	-	1,322.58	-
EMERA MAINE	7.12	9,100.00	-	-	121.94	-
EMERSON, BRAD W	1.00	62,000.00	63,000.00	20,250.00	1,278.90	-
EMERSON, FAUSTA	0.70	56,200.00	77,400.00	25,110.00	1,453.77	Overpaid
EMERSON, FAUSTA	0.50	35,800.00	11,800.00	-	637.84	-
EMERTON, HAROLD L	1.00	33,200.00	16,200.00	20,250.00	390.61	773.99
EMERTON, JULIA	0.85	71,300.00	39,700.00	20,250.00	1,216.05	Overpaid
EMERTON, KRISY	0.40	48,500.00	40,000.00	20,250.00	914.55	-
EMERTON, LEONARD	1.00	65,900.00	58,200.00	20,250.00	1,391.59	-
EMERTON, LINWOOD	91.80	92,200.00	-	-	1,235.48	-
EMERTON, LINWOOD	6.23	76,800.00	119,700.00	20,250.00	2,179.80	-
EMERTON, LINWOOD	1.65	34,800.00	52,800.00	-	1,173.84	-
EMERTON, LINWOOD M	2.52	37,000.00	27,400.00	-	862.96	Overpaid
EMERTON, LYNDON	2.00	35,700.00	35,700.00	20,250.00	685.41	-
EMERTON, LYNDON A	2.50	37,000.00	46,800.00	-	1,122.92	1,073.87
EMERTON, SHERWOOD	0.60	26,600.00	11,000.00	-	503.84	-
EMERTON, STACY	8.00	9,200.00	-	-	123.28	-
EMERTON, WILLIAM	2.80	30,100.00	-	-	403.34	-
EMERTON, WILLIAM	2.48	36,900.00	180,100.00	20,250.00	2,636.45	-
EMLN, GEORGE	64.46	119,600.00	200,400.00	20,250.00	4,016.65	-
EMLN, JANETTE	15.00	67,600.00	177,800.00	-	3,288.36	-
EMMANOUEL	2.40	41,800.00	204,500.00	-	3,300.42	-
ENGELKEMIER, BRENDA	8.00	53,600.00	116,000.00	25,110.00	1,936.17	-
ENNIS, LISA T	2.40	534,700.00	282,000.00	-	10,943.78	-
ENSWORTH, TIMOTHY J	6.70	45,400.00	248,100.00	20,250.00	3,661.55	-
EPISCOPAL CHURCH	4.54	52,400.00	748,600.00	801,000.00	-	-
ESTATE OF RODERICK	0.40	6,500.00	-	-	87.10	89.25
ESTATE OF RUFUS	1.50	708,900.00	128,400.00	-	11,219.82	-
ESTES, WILLIAM	1.77	31,900.00	49,200.00	25,110.00	750.27	-
EVANS, HOWARD M	5.30	108,500.00	157,100.00	-	3,559.04	-
EVANS, RICHARD H. &	10.67	443,900.00	809,800.00	20,250.00	16,528.23	-
FALLS BRIDGE STORAGE	1.70	65,500.00	273,200.00	-	4,538.58	-
FANEAF, ANGELA	-	-	52,600.00	-	704.84	-
FANNING, THOMAS A	7.80	1,294,600.00	1,106,000.00	-	32,168.04	-
FARMING ARTIST, LLC	133.00	163,500.00	154,700.00	-	4,263.88	-
FARRAR, WILLIAM T	40.50	95,000.00	162,700.00	25,110.00	2,879.86	-
FARRIN, EUGENE JR	-	-	20,500.00	-	268.38	-
FAULKNER, BENJAMIN C	1.16	26,800.00	105,500.00	20,250.00	1,501.47	-
FEDERAL EXPRESS	-	-	-	-	-	-
FEHRLE, JULIE JO	3.05	69,000.00	61,900.00	-	1,754.06	-
FEHRLE, JULIE JO	11.62	92,200.00	147,000.00	20,250.00	2,933.93	-
FENDERS, HENRY	1.00	69,700.00	178,400.00	25,110.00	2,758.90	-
FENDERS, HENRY	2.00	33,200.00	-	-	444.88	-

OWNER	ACRES	LAND VALUE	BUILDING	EXEMPT	ORIGINAL	TAX DUE
FENDERS, HENRY	0.23	30,600.00	24,200.00	-	734.32	-
FERNBROOK BH LLC	2.00	634,300.00	344,200.00	-	13,111.90	-
FERNBROOK BH LLC	1.80	701,600.00	92,200.00	-	10,636.92	-
FERRIS, JOYCE M	2.30	186,100.00	296,500.00	20,250.00	6,195.49	-
FERRIS, RALPH L	0.65	68,400.00	75,600.00	-	1,929.60	-
FEUCHTENBERGER, ROLLIE	12.60	93,400.00	320,900.00	20,250.00	5,280.27	-
FILBEY, JOAN RIDENOUR	28.50	139,000.00	-	-	1,862.60	-
FILES, NANCYE M	3.36	49,400.00	217,700.00	20,250.00	3,307.79	-
FIRST BAPTIST CHURCH	1.50	142,800.00	268,100.00	410,900.00	-	-
FIRST BAPTIST CHURCH	0.50	67,800.00	160,900.00	20,000.00	2,796.58	-
FIRST CITIZENS BANK & TRUST	-	-	-	-	-	-
FIRST CONGREGATIO	1.10	190,500.00	311,700.00	20,000.00	6,461.48	-
FIRST DATA MERCHANT	-	-	-	-	9.38	-
FIRST NATIONAL	0.58	119,700.00	533,300.00	-	8,750.20	-
FISHER, JAMES	12.60	127,400.00	219,000.00	20,250.00	4,068.54	-
FISICHELLI, NICHOLAS A	3.99	37,400.00	133,300.00	20,250.00	2,016.03	-
FITCH, JANIS M	1.64	73,900.00	216,300.00	20,250.00	3,617.33	-
FITZGERALD, JOHN	25.00	75,200.00	105,100.00	20,250.00	2,144.67	-
FIVELAND, ANDREW	1.00	17,000.00	15,000.00	-	428.80	-
FIVELAND, ANDREW K	52.00	141,400.00	151,500.00	20,250.00	3,653.51	-
FLANDERS, MICHAEL D	1.16	26,800.00	47,000.00	-	988.92	-
FLEMING, LAYALE D	2.50	34,400.00	-	-	460.96	217.42
FLEMING, ROBERT J	8.00	96,100.00	248,000.00	20,250.00	4,339.59	-
FLETCHER B PERKINS JR	5.20	44,700.00	-	-	598.98	-
FLETCHER, NORMAN E	1.13	38,600.00	163,400.00	20,250.00	2,435.45	-
FLETCHER, PETER	6.60	151,500.00	507,700.00	20,250.00	8,009.82	-
FLETCHER, WILLIAM E	1.70	100,700.00	55,500.00	-	2,093.08	-
FLINN, RICHARD G	6.00	43,400.00	-	-	581.56	-
FLOOD, LAURENCE	0.60	128,000.00	339,500.00	-	5,594.40	-
FLOOD, LAURENCE	0.70	395,600.00	155,200.00	20,250.00	7,109.37	-
FLOOD, LAURENCE B	14.50	1,167,600.00	100,900.00	-	16,997.90	-
FLOOD, LAURENCE B	10.66	1,157,900.00	-	-	15,515.86	-
FLORES, RENA	4.00	34,000.00	15,700.00	20,250.00	394.63	404.36
FLORIAN, ANDREW	-	-	59,700.00	-	799.98	-
FLORIAN, DANA	3.30	551,600.00	64,100.00	-	8,250.38	-
FLORIAN, MARK	0.40	33,600.00	300.00	-	454.26	465.47
FLORIAN, MATHEW	-	-	162,600.00	-	2,178.84	-
FLORIAN, REX	2.50	81,000.00	201,000.00	20,250.00	3,507.45	-
FLORIO, ANTHONY K	2.40	151,100.00	312,000.00	-	6,205.54	-
FLYNN, WILLIAM J	1.00	57,000.00	31,400.00	20,250.00	913.21	-
FOREMAN, HAYDEE	22.30	214,700.00	218,600.00	20,250.00	5,534.87	-
FOREMAN, WILLIAM	5.00	48,500.00	65,300.00	-	1,524.92	-
FOREMAN, WILLIAM	10.20	90,400.00	93,600.00	20,250.00	2,022.30	-
FORMAN-STILES, AMELIA	1.00	26,400.00	75,100.00	20,250.00	1,088.75	-
FOSS, ELLEN P	0.50	48,800.00	131,700.00	20,250.00	2,147.35	-
FOSTER, PAUL M JR	79.80	15,100.00	-	-	202.34	-
FOSTER, PAUL M JR	50.00	15,000.00	-	-	201.00	-
FOSTER, PAUL M JR	3.20	4,100.00	-	-	54.94	-
FOUR CHIMNEYS LLC	0.40	178,900.00	280,500.00	-	6,155.96	-
FOWLER, FRANK AND	28.00	66,300.00	-	-	888.42	-
FOX, N BENJAMIN	0.17	15,300.00	-	-	205.02	-
FRANCIS, MARY ANNE	3.00	42,100.00	105,200.00	20,250.00	1,702.47	-
FRANGOULIS, KAREN	1.44	73,400.00	90,700.00	20,250.00	1,927.59	-
FRANKE, MARK P	33.50	126,700.00	83,100.00	-	2,811.32	160.68
FRANKE, MARK P	0.50	117,900.00	137,400.00	-	3,421.02	Overpaid
FRAWLEY, BETSY	0.50	117,900.00	115,900.00	-	3,132.92	-
FRAZIER, MADISON L	3.00	38,300.00	131,500.00	20,250.00	2,003.97	0.07
FREDERICK SNOW	3.00	583,100.00	-	-	7,813.54	Overpaid

OWNER	ACRES	LAND VALUE	BUILDING	EXEMPT	ORIGINAL	TAX DUE
FREEMAN, DEBORA D	3.00	3,800.00	-	-	50.92	-
FREEMAN, RICHARD	4.00	744,700.00	434,300.00	20,250.00	15,527.25	-
FRENCH, ANNA M	0.75	32,300.00	31,900.00	20,250.00	588.93	1,168.94
FRENCH, BARBARA A	39.00	3,600.00	-	-	48.24	-
FRENCH, BARBARA A	445.00	50,900.00	-	-	682.06	-
FRENCH, BARBARA A	240.00	26,500.00	-	-	355.10	-
FREUDENRICH REVOCABLE	3.40	108,000.00	39,000.00	-	1,969.80	-
FREY, SANDRA TOTTLE	4.85	138,300.00	148,500.00	-	3,843.12	-
FRIEDMANN, LINDA	1.78	48,700.00	203,400.00	20,250.00	3,106.79	-
FRIEND, BASIL	3.00	3,800.00	-	-	50.92	-
FRIEND, JAMES B	0.50	114,900.00	115,900.00	20,250.00	2,821.37	-
FRIEND, JANE	7.90	925,100.00	98,100.00	-	13,710.88	-
FRIND, BIRGIT	27.52	26,300.00	50,700.00	-	1,031.80	-
FULLER, ANINA	1.56	34,600.00	126,300.00	-	2,156.06	-
FULTON, DAVID	10.00	81,600.00	146,400.00	-	3,055.20	3,147.60
FURER, CHARLES	6.70	94,400.00	235,600.00	-	4,422.00	-
GADSBY, KEVIN R	0.50	117,900.00	138,600.00	-	3,437.10	-
GAEBLER, THEODORE	0.75	58,600.00	56,200.00	-	1,538.32	-
GAGLIARDI, THOMAS	7.80	15,000.00	-	-	201.00	205.96
GAGNE, JAQUES	0.22	77,400.00	133,000.00	20,250.00	2,548.01	-
GAINES, JACQUELINE	-	-	-	-	-	Overpaid
GAINES, VEENA	2.74	37,600.00	142,700.00	-	2,416.02	-
GALCHUS, BARBARA	1.50	112,600.00	-	-	1,508.84	Overpaid
GALLAGHER, JOHN	7.00	57,400.00	190,000.00	20,250.00	2,821.14	-
GALLANT-SIMPSON,	1.50	44,600.00	71,400.00	20,250.00	1,283.05	1,314.70
GALLO HOUSE, LLC	1.00	43,400.00	129,900.00	-	2,322.22	-
GANDY, JOHN M	1.30	62,600.00	160,300.00	25,110.00	2,650.39	-
GANDY, JOHN M	15.00	112,400.00	-	-	1,506.16	-
GANDY, JOHN N	0.30	31,400.00	108,500.00	-	1,874.66	-
GATCOMB, GEORGE A	1.00	38,300.00	56,200.00	25,110.00	929.83	-
GATCOMB, MICHAEL H	21.73	71,100.00	22,900.00	20,250.00	988.25	1,012.63
GATCOMB, MICHAEL H	5.00	6,400.00	-	-	85.76	87.88
GAVIGAN, OWEN	6.00	93,500.00	193,300.00	20,250.00	3,571.77	-
GENTILE, KATELYNN	9.60	34,300.00	-	-	459.62	-
GEORGE STEVENS	0.15	106,400.00	153,500.00	259,900.00	-	-
GEORGE STEVENS	0.20	81,800.00	452,700.00	534,500.00	-	-
GEORGE STEVENS	14.50	224,500.00	441,300.00	665,800.00	-	-
GEORGE STEVENS	152.00	20,200.00	-	20,200.00	-	-
GEORGE STEVENS	44.00	4,900.00	-	4,900.00	-	-
GEORGE STEVENS	40.00	1,198,500.00	-	1,198,500.00	-	-
GEORGE STEVENS	5.00	1,037,000.00	2,411,200.00	3,448,200.00	-	-
GEORGE STEVENS	0.46	171,800.00	-	-	2,302.12	-
GEORGE STEVENS	270.00	161,400.00	9,900.00	171,300.00	-	-
GEORGE STEVENS	0.87	151,800.00	-	151,800.00	-	-
GEORGE STEVENS	0.40	108,400.00	4,100.00	112,500.00	-	-
GERMAN, ALLEN R	3.00	68,900.00	166,500.00	20,250.00	2,883.01	-
GETCHELL BROS INC	-	-	-	-	40.20	81.14
GILCHRIST, KATHLEEN M	1.30	5,500.00	-	-	73.70	-
GILCHRIST, KATHLEEN M	1.11	66,200.00	179,400.00	-	3,291.04	-
GILES EQUITY, LLC	0.39	166,900.00	197,900.00	-	4,888.32	5,008.90
GILLEN, DAKOTA	3.00	33,600.00	57,900.00	-	1,226.10	-
GILLET, SARAH JANE	5.13	709,800.00	599,100.00	-	17,539.26	-
GILLETTE, SUZANNE M	3.20	38,800.00	140,900.00	20,250.00	2,136.63	-
GILLINS REALTY, LLC	3.41	133,500.00	316,700.00	-	6,032.68	-
GILLMOR, ROBERT	1.10	160,500.00	350,700.00	20,250.00	6,578.73	-
GILMORE, JULIA WALKER	3.50	78,600.00	388,500.00	20,250.00	5,987.79	-
GILMOUR, TODD A	0.50	48,800.00	112,500.00	-	2,161.42	-
GIROUX, JEANNE O	3.96	31,200.00	-	-	418.08	-

OWNER	ACRES	LAND VALUE	BUILDING	EXEMPT	ORIGINAL	TAX DUE
GIROUX, JEANNE O	6.63	51,800.00	123,700.00	20,250.00	2,080.35	-
GLANCY, JUNE	58.00	51,900.00	-	-	695.46	Overpaid
GLEASON, CHRISTOPHER	0.17	112,800.00	167,900.00	-	3,761.38	-
GLEASON, CHRISTOPHER	0.29	263,000.00	125,700.00	-	5,208.58	-
GLOVER, GEORGE	6.00	182,800.00	196,700.00	25,110.00	4,414.54	-
GODFREY, LEONARD,	0.02	1,100.00	900.00	-	26.80	-
GODFREY, MARIE	3.25	86,100.00	-	-	1,153.74	1,182.20
GOLDSCHMIDT, MATTHEW E	9.50	55,500.00	206,400.00	-	3,509.46	-
GOODBERLET, JAMES G	0.86	308,800.00	135,100.00	-	5,948.26	-
GOODE, LESLIE	0.25	50,200.00	95,500.00	20,250.00	1,681.03	-
GORDON, DIANE E	1.00	38,300.00	20,400.00	-	786.58	0.02
GORDON, HEATHER J	1.00	29,800.00	10,300.00	-	537.34	1,107.78
GORDON, IRVIN R	1.72	37,500.00	10,200.00	-	639.18	-
GORDON, IRVING	77.60	125,900.00	98,200.00	20,250.00	2,521.26	-
GORDON, IRVING	12.46	59,200.00	5,200.00	-	862.96	-
GORDON, IRVING R	0.54	31,500.00	-	-	422.10	-
GORDON, JOHN L	2.50	34,400.00	33,000.00	25,110.00	482.08	-
GORDON, TIMOTHY	1.00	38,300.00	14,100.00	20,250.00	430.81	-
GOTT, DOUG & SON, INC	280.00	139,600.00	-	-	1,870.64	-
GOTT, DOUG & SONS, INC	49.00	42,200.00	-	-	565.48	-
GOULD, REBECCA D	0.80	189,200.00	281,700.00	20,250.00	6,038.71	-
GOULD, SCOT S	1.80	19,000.00	32,600.00	-	691.44	-
GRANGER, DEVON M.	0.30	54,200.00	78,600.00	20,250.00	1,508.17	-
GRANGER, MEGAN R	58.69	118,100.00	181,000.00	-	4,007.94	-
GRANGER, MICHAEL C	1.60	27,000.00	-	-	361.80	-
GRANGER, ROBERT CARR	50.00	47,800.00	-	-	640.52	-
GRANT WILLIAM R.	2.00	35,700.00	77,200.00	-	1,512.86	-
GRANT, JILL GATCOMB	1.70	35,800.00	146,500.00	-	2,442.82	-
GRANT, NATHAN C	1.65	27,200.00	-	-	364.48	373.47
GRANT, NATHAN H	0.65	33,300.00	49,300.00	20,250.00	835.49	856.10
GRANT, PATRICK	17.00	70,100.00	185,500.00	20,250.00	2,924.46	-
GRANT, PATRICK	-	-	1,000.00	1,000.00	-	-
GRANT, PATRICK	-	-	3,200.00	3,200.00	-	-
GRANT, ROBERT J	1.00	25,500.00	25,200.00	-	679.38	-
GRATZ, REBECCA S	-	59,500.00	110,500.00	-	2,278.00	-
GRAY FAMILY TRUST	2.50	20,800.00	-	-	278.72	-
GRAY, ADAM T	0.80	79,400.00	30,200.00	-	1,468.64	-
GRAY, ADAM T	3.90	27,800.00	-	-	372.52	-
GRAY, ADAM T	25.70	71,000.00	197,800.00	-	3,601.92	-
GRAY, ANDREW P 50%	3.97	45,800.00	70,900.00	-	1,563.78	2,941.21
GRAY, ANNE E	23.70	10,100.00	-	-	135.34	-
GRAY, BEVERLY TRUST	5.00	242,600.00	-	-	3,250.84	-
GRAY, CHRISTOPHER	2.20	41,300.00	194,100.00	-	3,154.36	-
GRAY, CHRISTOPHER	1.00	34,000.00	-	-	455.60	-
GRAY, CHRISTOPHER	1.00	46,800.00	98,300.00	-	1,944.34	-
GRAY, DALE	5.90	50,700.00	162,500.00	20,250.00	2,390.22	-
GRAY, DANA	8.20	110,200.00	137,000.00	20,250.00	3,041.13	-
GRAY, DARRELL	40.00	15,300.00	-	-	205.02	-
GRAY, DARRELL & JEANETTE	1.07	65,100.00	144,300.00	20,250.00	2,342.34	-
GRAY, DAVID	3.30	476,100.00	287,900.00	-	10,237.60	-
GRAY, DAVID W	21.03	68,300.00	10,700.00	-	1,058.60	-
GRAY, DEREK A	5.30	37,300.00	76,600.00	20,250.00	1,254.91	1,285.86
GRAY, DERICK	2.46	70,900.00	58,600.00	20,250.00	1,463.95	-
GRAY, DONALD J	2.00	45,900.00	17,300.00	-	846.88	-
GRAY, FRANCES	4.00	34,000.00	28,700.00	-	840.18	810.88
GRAY, GREGORY	0.35	63,000.00	58,700.00	-	1,630.78	-
GRAY, HOWARD JR	11.40	28,900.00	-	-	387.26	-
GRAY, JEFFERY K	25.00	31,900.00	-	-	427.46	-

OWNER	ACRES	LAND VALUE	BUILDING	EXEMPT	ORIGINAL	TAX DUE
GRAY, JEFFREY B	2.70	37,500.00	140,800.00	20,250.00	2,117.87	-
GRAY, JEFFREY B	2.60	6,600.00	-	-	88.44	-
GRAY, JUSTIN A	8.00	52,300.00	74,600.00	20,250.00	1,429.11	-
GRAY, KYLE D	57.00	9,200.00	-	-	123.28	-
GRAY, KYLE D	20.00	25,500.00	-	-	341.70	-
GRAY, KYLE D	21.00	26,800.00	-	-	359.12	-
GRAY, LOIS D	3.04	77,500.00	117,500.00	20,250.00	2,341.65	Overpaid
GRAY, LORRAINE M	2.00	31,900.00	27,100.00	20,250.00	519.25	Overpaid
GRAY, MARK D	6.39	93,100.00	440,900.00	20,250.00	6,884.25	-
GRAY, MICHAEL E	8.00	50,500.00	38,800.00	-	1,196.62	1,369.29
GRAY, MURRAY K (TRUSTEE)	3.59	98,400.00	163,800.00	20,250.00	3,242.13	-
GRAY, ROBERT L	12.00	45,100.00	-	-	604.34	-
GRAY, ROBERT L	6.30	64,100.00	-	-	858.94	-
GRAY, ROBERT W	1.08	75,300.00	148,200.00	25,110.00	2,658.43	-
GRAY, RUTH A	115.00	14,000.00	-	-	187.60	-
GRAY, RUTH A & DARRELL S	16.20	1,900.00	-	-	25.46	-
GRAY, RUTH A & DARRELL S	2.00	226,300.00	62,600.00	-	3,871.26	-
GRAY, SALLY A	2.60	887,900.00	131,900.00	-	13,665.32	-
GRAY, SCOTT MAYNARD	1.51	40,100.00	200,100.00	20,250.00	2,947.33	-
GRAY, SCOTT/GRIFFIN	0.50	1,300.00	-	-	17.42	-
GRAY, STEPHEN W	0.75	27,500.00	99,100.00	20,250.00	1,299.06	-
GRAY, STUART R.	2.86	48,100.00	212,300.00	25,110.00	3,152.89	-
GRAY, TERRANCE	-	-	26,100.00	-	349.74	-
GRAY, TERRANCE H	49.71	101,200.00	110,100.00	-	2,831.42	Overpaid
GRAY, TINA M	5.13	48,800.00	47,900.00	-	1,295.78	-
GRAY, TINA M	0.68	21,000.00	11,000.00	-	428.80	-
GRAY, WILLIAM A	2.31	36,500.00	105,500.00	20,250.00	1,631.45	-
GRAY, WILLIAM W	1.75	28,500.00	45,900.00	20,250.00	725.61	Overpaid
GRAYHAWK LEASING, LLC	-	-	-	-	142.04	-
GREATAMERICAN FINANCIAL	-	-	-	-	-	-
GREENLAW, JANE E	1.64	65,400.00	111,700.00	-	2,373.14	-
GREENLAW, R.L. & SON	4.50	169,200.00	90,200.00	-	3,475.96	-
GREGORY W. BUSH 2019	2.04	165,900.00	252,200.00	-	5,602.54	-
GRESSITT, HUNT	14.37	61,700.00	173,400.00	20,250.00	2,878.99	-
GREY, JEREMY	0.50	28,900.00	72,600.00	-	1,360.10	-
GRIFFIN, EDWARD/GRAY,	5.40	28,200.00	33,200.00	-	822.76	-
GRIMBALL, EDWARD B	2.00	658,100.00	254,700.00	-	12,231.52	-
GRINDAL, JONATHAN T	3.60	39,800.00	167,000.00	20,250.00	2,499.77	-
GRINDAL, TIMOTHY	2.55	34,600.00	-	-	463.64	-
GRINDAL, TIMOTHY H	2.00	45,900.00	204,400.00	20,250.00	3,082.67	-
GRINDLE, BARBARA L	4.00	58,700.00	32,400.00	-	1,220.74	-
GRINDLE, BARBARA,	122.30	186,300.00	28,200.00	-	2,874.30	-
GRINDLE, BARRY P,	68.27	103,000.00	157,300.00	-	3,488.02	-
GRINDLE, BONNIE	0.50	63,300.00	-	-	848.22	-
GRINDLE, BONNIE	10.00	12,800.00	-	-	171.52	-
GRINDLE, DARRIAN S	1.00	37,600.00	98,300.00	20,250.00	1,549.71	3,082.28
GRINDLE, DIANE G	4.10	46,200.00	102,600.00	25,110.00	1,507.72	-
GRINDLE, JACK L	0.70	24,100.00	159,900.00	20,250.00	2,194.25	4.99
GRINDLE, JACK,BARBARA,	0.60	6,600.00	-	-	88.44	-
GRINDLE, JAMES	16.66	15,900.00	-	-	213.06	-
GRINDLE, JAMES	47.50	45,400.00	-	-	608.36	-
GRINDLE, JAMES,	22.00	58,700.00	800.00	-	797.30	-
GRINDLE, JAMES,	22.00	102,000.00	67,000.00	25,110.00	1,762.24	-
GRINDLE, JARROD C	60.00	52,900.00	-	-	708.86	-
GRINDLE, JARROD C	2.30	2,900.00	-	-	38.86	-
GRINDLE, KEVIN A	0.15	26,000.00	24,700.00	-	679.38	-
GRINDLE, LUCRETIA	1.20	70,700.00	315,500.00	20,250.00	4,903.73	-
GRINDLE, MATTHEW D	3.20	56,000.00	7,800.00	-	854.92	-

OWNER	ACRES	LAND VALUE	BUILDING	EXEMPT	ORIGINAL	TAX DUE
GRINDLE, MAY C	30.00	145,400.00	23,600.00	-	2,264.60	-
GRINDLE, PERRY	20.19	93,300.00	161,800.00	20,250.00	3,097.08	-
GRINDLE, PERRY	25.19	75,500.00	117,200.00	-	2,582.18	-
GRINDLE, PERRY W	2.51	42,100.00	30,100.00	-	967.48	-
GRINDLE, PERRY W	2.05	66,400.00	122,100.00	25,110.00	2,189.43	-
GRINDLE, ROBERT	43.00	122,200.00	369,200.00	25,110.00	6,248.29	-
GRINDLE, ROGER	8.50	87,400.00	157,400.00	25,110.00	2,717.32	-
GRINDLE, ROY L	15.00	19,100.00	-	-	255.94	262.25
GRINDLE, RUSSELL E	0.87	36,500.00	138,000.00	20,250.00	2,066.95	-
GRINDLE, SHARON A	1.70	22,200.00	-	-	297.48	-
GRINDLE, THERESE	1.99	66,300.00	130,500.00	20,250.00	2,365.77	-
GRINDLE, THOMAS	4.00	71,400.00	123,400.00	20,250.00	2,158.38	-
GRINDLE, VIVIAN L	7.00	2,000.00	-	-	26.80	-
GRINDLE, VIVIAN L	1.70	42,600.00	200.00	-	573.52	-
GRINDLE, VIVIAN L	1.96	38,100.00	-	-	510.54	-
GRINDLE, VIVIAN L	10.20	13,000.00	-	-	174.20	-
GRINDLE, VIVIAN L	16.00	35,800.00	-	-	479.72	-
GRINDLE, VIVIAN L	1.12	38,600.00	113,700.00	-	2,040.82	-
GRINDLE, WADE	0.70	7,100.00	28,100.00	-	471.68	-
GRINDLE, YULIA T	4.60	47,400.00	146,800.00	20,250.00	2,330.93	-
GRINDLE, YULIA T	1.00	38,300.00	10,700.00	-	656.60	-
GRINNELL, DAVID L	-	-	14,200.00	14,200.00	-	-
GRINNELL, DAVID L	5.00	74,000.00	323,700.00	-	5,329.18	-
GROSS, JAMES F	35.90	35,000.00	-	-	469.00	-
GROSS, JAMES F SR	45.00	43,000.00	-	-	576.20	-
GROVER, KAREN	1.00	52,100.00	139,700.00	-	2,570.12	-
GUILLES, CATHARINE W	5.00	650,300.00	85,600.00	-	9,861.06	-
GULLIVER, JOHN	0.70	68,600.00	128,400.00	20,250.00	2,368.45	-
GULYA, DAVID	3.00	59,300.00	218,100.00	-	3,717.16	-
GULYA, DAVID N	10.00	56,100.00	133,400.00	-	2,539.30	-
GULYA, JENNIE	-	-	9,300.00	-	124.62	-
GUNDERSEN, E SUSAN	1.50	39,500.00	74,700.00	20,250.00	1,258.93	-
HAAS LIVING TRUST	1.70	72,900.00	158,800.00	-	3,104.78	-
HAGGARTY, KATHRYN J	3.90	50,700.00	158,600.00	20,250.00	2,533.27	-
HAGGARTY, KATHRYN J	0.28	4,000.00	-	-	53.60	54.92
HAIGHT FARM FAMILY TRUST,	17.80	166,900.00	184,500.00	-	4,708.76	-
HALCYON GRANGE	1.00	38,300.00	167,700.00	206,000.00	-	-
HALDANE, DAVID	4.20	44,400.00	174,600.00	20,250.00	2,463.30	-
HALE, BRITTANY L	2.00	40,800.00	42,800.00	-	1,120.24	-
HALKETT, THOMAS	0.50	42,100.00	86,000.00	-	1,716.54	-
HALKETT, THOMAS	1.00	30,600.00	-	-	410.04	-
HALL, ANNE	9.10	49,900.00	150,200.00	-	2,681.34	-
Hall, Gene	40.00	5,100.00	-	-	68.34	-
Hall, Gene	60.00	49,600.00	101,700.00	-	2,027.42	-
HALL, GENE	2.51	37,000.00	144,000.00	-	2,425.40	-
HALLMARK MARKETING	-	-	-	-	38.86	-
HAMILTON, SETH A	7.80	45,600.00	1,800.00	-	635.16	-
HAMMOND LUMBER	2.20	363,000.00	842,500.00	-	16,153.70	-
HANASETH, RYAN	10.85	50,200.00	33,800.00	-	1,125.60	-
HANCOCK COUNTY	5.24	31,200.00	-	-	418.08	-
HANLEY, CHRISTOPHER	4.15	949,000.00	289,600.00	-	16,597.24	Overpaid
HANLEY, CLAIR	0.10	40,300.00	-	-	540.02	553.34
HANLEY, CLAIRE	1.00	208,700.00	249,600.00	20,250.00	5,869.87	-
HANLEY, PETER	0.60	2,600.00	-	-	34.84	35.70
HANSCOM, MERTON P JR	-	-	10,500.00	10,500.00	-	-
HANSCOM, MERTON P JR	1.00	34,900.00	157,200.00	20,250.00	2,302.79	-
HARBORVIEW APARTMENTS	5.70	602,200.00	1,262,200.00	-	24,982.96	-
HARDY, MARGARET A	9.16	55,000.00	95,200.00	20,250.00	1,596.42	-

OWNER	ACRES	LAND VALUE	BUILDING	EXEMPT	ORIGINAL	TAX DUE
HARLESS, MEGAN LYNN	8.71	46,000.00	4,900.00	-	682.06	-
HARNETT, ELISE G	1.71	65,600.00	155,600.00	20,250.00	2,692.73	-
HARNETT, ELISE G	30.41	55,900.00	-	-	749.06	-
HARRIGAN, FREDERICK J	0.92	21,000.00	-	-	281.40	-
HARRIGAN, FREDERICK J	0.92	37,200.00	161,600.00	20,250.00	2,392.57	-
HARRIMAN, KIMBERLY	0.90	22,500.00	19,600.00	-	564.14	-
HARRINGTON, ROBERT D	5.00	48,500.00	-	-	649.90	-
HARRIS, PATRICK K	2.72	76,600.00	253,700.00	20,250.00	4,154.67	-
HARRISON, NICHOLAS	2.19	75,300.00	224,300.00	20,250.00	3,743.29	-
HARROP, GEORGE H	1.66	151,600.00	-	-	2,031.44	-
HARROP, GEORGE H	7.50	185,300.00	188,600.00	-	5,010.26	-
HART, CHARLES C	6.20	172,900.00	228,700.00	-	5,381.44	-
HARTMAN, JUD	0.16	279,700.00	234,400.00	-	6,888.94	-
HARTMANN, WAYNE J	0.98	96,900.00	226,600.00	20,250.00	4,063.55	-
HASKELL, ALMONT	1.80	38,400.00	107,900.00	25,110.00	1,623.95	-
HASKELL, BARBARA	2.70	42,600.00	167,200.00	20,250.00	2,539.97	Overpaid
HASKELL, MATTHEW B	17.58	97,600.00	311,600.00	-	5,483.28	-
HASKELL, RYAN	24.00	74,000.00	134,700.00	20,250.00	2,525.23	-
HASKELL, RYAN A	2.55	30,700.00	-	-	411.38	-
HASTINGS, CRAIG	34.00	78,200.00	195,000.00	20,250.00	3,389.53	-
HASTINGS, NANCY &	35.00	4,700.00	-	-	62.98	-
HASTINGS, NANCY & CRAIG	0.70	73,700.00	140,100.00	20,250.00	2,593.57	-
HASTINGS, RANDAL D	8.10	53,700.00	132,600.00	20,250.00	2,225.07	-
HASTINGS, RANDALL D	39.00	5,100.00	-	-	68.34	70.03
HATCH, BARBARA	16.00	63,800.00	66,300.00	20,250.00	1,471.99	-
HATCH, DARLENE N	20.00	68,900.00	164,100.00	20,250.00	2,850.85	-
HATFIELD, CHARAL	2.04	127,700.00	211,400.00	-	4,543.94	-
HATFIELD, NANCY	0.90	214,300.00	443,000.00	20,250.00	7,985.88	-
HATHEWAY, JOSEPH H	1.41	39,300.00	198,000.00	20,250.00	2,908.47	-
HAUBERT, BERNADETTE	3.40	44,400.00	131,200.00	-	2,353.04	-
HAWKEN, IONA F	35.50	75,900.00	-	-	1,017.06	-
HAWKINS/SHELDON LIVING	2.20	83,000.00	166,800.00	-	3,347.32	-
HAYLEY, AMANDA J	13.30	35,700.00	-	-	478.38	490.18
HAYS, ANDREW S	1.04	80,900.00	120,500.00	20,250.00	2,427.41	-
HAYS, WENDY M	7.20	71,700.00	156,600.00	20,250.00	2,787.87	-
HEAT RETREAT, LLC	7.80	87,300.00	272,700.00	-	4,824.00	-
HEATON, JASON	0.25	6,800.00	19,100.00	-	347.06	Overpaid
HEAVRIN, DAGAN	3.00	229,500.00	167,700.00	20,250.00	5,051.13	-
HEILNER REALTY TRUST	25.00	624,800.00	453,400.00	-	14,447.88	-
HEILNER, FRED	7.30	95,200.00	264,500.00	20,250.00	4,236.12	-
HEINICKE, ELISABETH	3.30	168,700.00	488,700.00	-	8,809.16	-
HEINO, MICHAEL C	0.54	55,700.00	93,500.00	-	1,999.28	-
HENDERSON, HANNA	2.36	717,600.00	198,800.00	-	12,279.76	-
HENDERSON, JOSEPH	1.41	109,100.00	11,800.00	-	1,620.06	-
HENDERSON, JOSEPH	1.64	7,000.00	-	-	93.80	-
HENDERSON, JOSEPH R	14.09	128,500.00	-	-	1,721.90	-
HENDERSON, JOSEPH R	4.56	108,600.00	-	-	1,455.24	-
HENDERSON, JOSEPH R JR	-	59,500.00	138,600.00	20,250.00	2,383.19	-
HENDERSON, MARCIA P	41.47	968,000.00	-	-	12,971.20	-
HENSCHKE, ALAN W	1.81	74,300.00	188,500.00	20,250.00	3,250.17	-
HERRICK, CAROLINE	1.60	79,100.00	-	-	1,059.94	-
HERRICK, CAROLINE	58.00	125,300.00	-	-	1,679.02	-
HERRICK, CAROLINE	9.00	831,100.00	230,400.00	20,250.00	13,078.80	-
HERRICK, GROVES E	75.00	76,500.00	-	-	1,025.10	-
HERRICK, JOHN	1.00	43,400.00	183,100.00	20,250.00	2,763.75	-
HERRICK, JOHN W. & ALICE	24.00	79,100.00	89,200.00	20,250.00	1,983.87	-
HERRINGTON, MATTHEW J	4.30	997,900.00	293,400.00	-	17,303.42	-
HERRMANN, ROBERT	1.25	162,600.00	202,500.00	-	4,892.34	-

OWNER	ACRES	LAND VALUE	BUILDING	EXEMPT	ORIGINAL	TAX DUE
HERRON, LEE	210.00	64,600.00	61,200.00	-	1,685.72	Overpaid
HESTER, MARTIN C	65.57	142,600.00	347,000.00	-	6,560.64	-
HEWES 3 INC.	5.20	57,500.00	691,000.00	-	10,029.90	10,277.30
HEWES, WILLIAM	13.00	23,000.00	-	-	308.20	-
HEWES, WILLIAM	6.40	47,300.00	-	-	633.82	-
HEWES, WILLIAM M	1.60	39,800.00	142,300.00	-	2,440.14	-
HEWES, WILLIAM M	2.20	36,200.00	147,500.00	-	2,461.58	-
HEWINS DRIVE REALTY LLC	2.00	165,800.00	302,700.00	-	6,277.90	-
HEWINS DRIVE REALTY, LLC	1.69	75,700.00	592,400.00	-	8,952.54	-
HEWINS DRIVE REALTY, LLC	1.82	76,000.00	536,400.00	-	8,206.16	-
HEWITT, JOANNE -	4.20	175,100.00	218,900.00	-	5,279.60	-
HIGGINS, STEPHEN	2.20	39,800.00	111,700.00	20,250.00	1,758.75	-
HIGH TIDE NOMINEE	6.79	725,100.00	905,800.00	-	21,854.06	Overpaid
HIGI SH LLC	-	-	-	-	-	Overpaid
HIKADE ENTERPRISES,	0.30	193,900.00	130,800.00	-	4,350.98	-
HIKADE ENTERPRISES,	1.22	254,200.00	748,400.00	-	13,434.84	-
HIKADE, TIMOTHY B	3.68	53,600.00	103,700.00	-	2,107.82	-
HIKADE, TIMOTHY B	-	-	7,900.00	7,900.00	-	-
HILL, GLENN	1.33	90,700.00	261,000.00	-	4,712.78	-
HILL, LAURA J., JOHNSON,	2.57	916,900.00	582,300.00	-	20,089.28	-
HILL, RUTH ANN	50.00	141,100.00	172,100.00	20,250.00	3,650.22	-
Hill, Sandra B Irrevocable	39.94	50,900.00	-	-	682.06	-
HILL, SANDRA B IRREVOCABLE	0.10	1,600.00	-	-	21.44	-
HILL, SANDRA B IRREVOCABLE	1.23	81,300.00	156,800.00	-	3,190.54	-
HINCKLEY, DANIEL P	0.90	36,900.00	77,000.00	20,250.00	1,254.91	1,313.23
HIPSKY, SUSAN F	1.12	144,500.00	205,300.00	20,250.00	4,415.97	-
HODGDON, DEAN K	10.00	309,500.00	102,200.00	-	5,516.78	-
HODGDON, DEAN K	124.87	176,100.00	185,600.00	-	4,846.78	-
HODGDON, DEAN K	2.00	53,600.00	-	-	718.24	-
HODGDON, DEAN K	6.20	76,800.00	75,400.00	-	2,039.48	-
HODGDON, DEAN K	0.50	36,100.00	-	-	483.74	-
HODGDON, ESTHER C	0.30	18,900.00	2,100.00	-	281.40	-
HODGDON, RICHARD	2.00	64,400.00	29,900.00	20,250.00	992.27	-
HODGDON, RICHARD P	2.50	522,800.00	19,200.00	-	7,262.80	-
HOFFMAN, KENNETH	1.28	39,000.00	82,400.00	-	1,626.76	-
HOFFMANN, KENNETH	4.42	25,700.00	-	-	344.38	352.87
HOLBROOK, SHERALYN	10.50	301,200.00	409,200.00	20,250.00	9,248.01	-
HOLDEN, DAVID G. &	1.70	879,800.00	63,900.00	-	12,645.58	-
Hollyfield, Michael S	8.30	148,400.00	188,600.00	20,250.00	4,244.45	-
HOLMES, STEPHANIE L	47.40	129,300.00	59,300.00	-	2,527.24	-
HOOGKAMP, KAIYA BUTLER	1.00	67,200.00	91,600.00	-	2,127.92	2,176.31
HOOKS, BRIAN	3.12	540,800.00	198,500.00	-	9,906.62	-
HOOPER, CARLTON	1.80	66,800.00	237,200.00	20,250.00	3,802.25	-
HOOPER, CARLTON L	1.36	37,000.00	56,900.00	-	1,258.26	-
HOOPER, CECIL	0.70	17,100.00	7,900.00	-	335.00	0.18
HOOPER, CECIL HEIRS	0.75	26,500.00	-	-	355.10	0.20
HOOPER, DALE E SR	1.10	40,600.00	56,300.00	20,250.00	1,027.11	-
HOOPER, DALE., SR	-	-	12,900.00	12,900.00	-	-
HOOPER, LEONARD W &	2.30	41,600.00	98,700.00	20,250.00	1,608.67	-
HOOPER, STANLEY D	0.40	32,100.00	82,700.00	20,250.00	1,150.38	-
HOOPER, STANLEY D	1.80	27,500.00	-	-	368.50	-
HOOPER, STANLEY D	12.00	15,300.00	-	-	205.02	Overpaid
HOPKINS, DENNIS M	24.50	31,200.00	-	-	418.08	-
HOPKINS, DENNIS M (1/3	92.00	63,900.00	14,200.00	-	1,046.54	-
HOPKINS, DENNIS, PAUL	58.00	68,600.00	71,100.00	-	1,871.98	-
HOPKINS, REBECCA A	1.00	63,800.00	155,600.00	20,250.00	2,668.61	Overpaid
HOPKINS, SUSAN C	2.53	33,900.00	-	-	454.26	-
HOPKINS, TAMBRA J.	0.70	29,700.00	30,600.00	-	808.02	-

OWNER	ACRES	LAND VALUE	BUILDING	EXEMPT	ORIGINAL	TAX DUE
HOPPIN MAINE REALITY TRUST	6.30	1,067,600.00	436,200.00	-	20,150.92	-
HORTON, FORREST A	20.40	90,600.00	-	-	1,214.04	Overpaid
HORTON, JANE WARD LIVING	40.00	68,000.00	-	-	911.20	-
HORTON, JANE WARD LIVING	105.00	101,200.00	-	-	1,356.08	-
HORTON, KERRY T	12.50	181,100.00	-	-	2,426.74	-
HORTON, RICHARD T	1.10	72,500.00	38,400.00	25,110.00	1,030.18	-
HORTON, TABOR	15.00	54,700.00	187,500.00	20,250.00	2,974.13	-
HORTON, TIMOTHY A	2.30	186,100.00	84,200.00	25,110.00	3,038.62	-
HORTON, WALLACE	2.00	66,500.00	5,700.00	20,250.00	696.13	-
HORWITZ, ELEANOR 2010	32.23	117,300.00	-	-	1,571.82	-
HOUGHTON, AMY F	0.35	95,700.00	99,400.00	20,250.00	2,342.99	-
HOULIHAN, TIMOTHY	0.50	47,400.00	108,700.00	-	2,091.74	-
HOUSE, BRETT J	73.00	60,500.00	148,400.00	-	2,799.26	2,868.31
HOWARD, DEBORAH	3.10	30,900.00	-	-	414.06	Overpaid
HOWARD, DEBORAH J	1.00	38,300.00	71,600.00	-	1,472.66	-
HOWARD, GORDON	49.00	59,100.00	140,100.00	20,250.00	2,239.02	-
HOWARD, RICHARD	2.09	46,100.00	195,500.00	25,110.00	2,677.00	-
HOWE, GEORGE M	2.50	67,600.00	299,700.00	-	4,921.82	-
HUBBARD, LEON W JR	14.85	45,800.00	-	-	613.72	-
HUDGINS, JOSEPH D	-	72,300.00	161,400.00	-	3,131.58	Overpaid
HUDSON, SUSAN	1.00	161,500.00	148,800.00	25,110.00	3,542.62	-
HUGHES NETWORK	-	-	-	-	21.44	-
HUMPHREY, MOLLY V	2.52	76,100.00	185,900.00	-	3,510.80	-
HUMPHREYS, R.R. MICHAEL	1.15	68,400.00	-	-	916.56	-
HURVITT, MARK	0.10	71,500.00	260,600.00	20,250.00	4,178.79	-
HURVITT, MARY ALICE	0.80	96,400.00	157,700.00	20,250.00	3,133.59	1.02
HUSS, PAUL D	2.02	102,100.00	370,700.00	20,250.00	5,661.18	-
HUTCHINS, ALLISON H.	0.70	28,400.00	24,000.00	-	702.16	-
HUTCHINS, DOUGLAS B	10.00	12,800.00	-	-	171.52	-
HUTCHINS-CONRAD,	3.63	39,900.00	164,600.00	-	2,740.30	-
HUTCHINSON, BYRON P	22.00	30,600.00	-	-	410.04	-
HUTCHINSON, JULIANNA	5.90	244,000.00	-	-	3,269.60	4.10
HUTCHISON, KEITH	9.70	98,200.00	245,700.00	20,250.00	4,336.91	-
HYDE, MATTHEW G	48.70	361,600.00	544,900.00	-	12,147.10	-
HYNDS, JONATHAN R	4.27	46,600.00	162,000.00	-	2,795.24	-
IKAT 2, LLC	3.00	488,800.00	85,900.00	-	7,700.98	-
INGALLS, DONNA	15.00	19,100.00	-	-	255.94	-
INGALLS, DONNA	0.35	100,800.00	84,500.00	20,250.00	2,038.68	-
INGALLS, DONNA A	2.00	35,100.00	7,700.00	-	573.52	-
INGRAHAM, WENDY E &	0.56	162,200.00	36,200.00	-	2,658.56	-
INTERFACE SECURITY	-	-	-	-	16.08	-
J.S.ALLEN & SONS, LLC	0.10	115,200.00	204,900.00	-	4,289.34	-
JACOBUS, DYLAN	4.50	104,100.00	330,700.00	-	5,826.32	-
JACOBY, HEATHER	7.40	983,400.00	478,300.00	-	19,586.78	-
JACQUELYN S KNOWLTON	6.00	85,000.00	252,300.00	25,110.00	3,882.82	-
JAFFRAY, CURTIS	34.93	68,800.00	-	-	921.92	-
JAFFRAY, CURTIS A	0.50	60,100.00	16,300.00	-	1,023.76	-
JAFFRAY, JAMES F JR	4.00	71,400.00	206,600.00	20,250.00	3,206.70	-
JAFFRAY, JAMES F JR	-	-	6,300.00	6,300.00	-	-
JAFFRAY, JAMES F JR	4.80	54,300.00	-	-	727.62	-
JAFFRAY, LUCY	1.48	34,400.00	101,000.00	-	1,814.36	-
JAMES GILMORE	55.00	63,200.00	249,500.00	20,250.00	3,918.83	-
JANET LEE MARVILLE 2017	2.10	506,800.00	623,900.00	-	15,151.38	-
JCW, LLC	0.23	3,100.00	-	-	41.54	-
JEANNE H. PARTRICK	0.50	179,800.00	452,000.00	-	8,466.12	-
JEANNE H. PARTRICK	0.90	152,600.00	508,300.00	-	8,856.06	-
JEFFREY, JOHN D	10.00	81,600.00	167,100.00	20,250.00	3,061.23	-
JENKINS, HALEY E	14.00	64,400.00	41,700.00	20,250.00	1,150.39	1,178.77

OWNER	ACRES	LAND VALUE	BUILDING	EXEMPT	ORIGINAL	TAX DUE
JENNINGS, RAYMOND S	5.10	179,900.00	429,500.00	20,250.00	7,894.61	-
JENNINGS, RAYMOND S	15.60	800.00	-	-	10.72	-
JESSICA ASSOC.	5.20	73,100.00	-	-	979.54	-
JEWETT, SETH A	20.00	2,300.00	-	-	30.82	0.55
JEWETT, TIMOTHY F	20.00	27,600.00	-	-	369.84	-
JIM POINT LIMITED	113.00	909,700.00	165,200.00	-	14,403.66	-
JIM POINT LIMITED	1,013.00	344,100.00	65,100.00	-	5,483.28	-
JOAN HERRIGAN	11.10	57,500.00	134,600.00	-	2,574.14	-
JOHN B WARREN &	0.38	263,800.00	93,800.00	-	4,791.84	-
JOHN B WARREN &	1.13	160,600.00	343,800.00	-	6,758.96	-
JOHN B WARREN &	0.30	147,300.00	92,000.00	-	3,206.62	-
JOHN B WARREN &	0.12	184,300.00	222,100.00	-	5,445.76	-
JOHN B WARREN &	0.44	264,300.00	196,200.00	-	6,170.70	-
JOHN B WARREN &	0.15	205,200.00	171,600.00	-	5,049.12	-
JOHN B WARREN &	1.20	63,100.00	24,200.00	-	1,169.82	-
JOHN C SHERIDAN IV	2.29	377,000.00	-	-	5,051.80	-
JOHN S. RICHARDSON	7.40	1,507,900.00	722,000.00	-	29,880.66	-
JOHNSON, BENJAMIN F IV	6.36	56,600.00	212,700.00	-	3,608.62	-
JOHNSON, NICHOLE A	0.73	91,900.00	110,000.00	-	2,705.46	-
JOHNSON, STEVEN P	1.00	56,900.00	168,200.00	20,250.00	2,744.99	-
JOHNSON, WILLIAM	0.50	112,800.00	99,200.00	20,250.00	2,569.45	-
JOHNSON, WILLIAM	3.00	48,500.00	189,900.00	-	3,194.56	Overpaid
JONATHAN FISHER HOUSE	2.75	66,300.00	288,800.00	355,100.00	-	-
JONES, RONALD E	0.85	59,800.00	18,300.00	-	1,046.54	-
JONES, SAMANTHA	18.15	53,700.00	2,900.00	-	758.44	-
JONES, SAMANTHA	10.00	54,200.00	96,100.00	-	2,014.02	-
JONES, SAMANTHA	120.40	105,700.00	-	-	1,416.38	-
JOSEPHINE M. IRELAND	1.47	297,200.00	186,700.00	-	6,484.26	-
JOSEPHINE M. IRELAND	9.18	685,000.00	-	-	9,179.00	-
JREA, LLC	20.00	17,200.00	-	-	230.48	-
JREA, LLC	2.10	28,300.00	-	-	379.22	388.57
JREA, LLC	26.50	25,300.00	-	-	339.02	347.38
JURICK, MATTHEW J	4.50	89,700.00	260,100.00	20,250.00	4,111.38	-
KAISER, FREDERICK E II	2.00	49,300.00	188,800.00	20,250.00	2,919.19	-
KANNRY, JAMES	7.00	1,032,800.00	601,800.00	-	21,903.64	-
KARDOS, JESSICA L	1.40	32,300.00	88,800.00	-	1,622.74	-
KARL, ISABEL	0.30	40,700.00	73,100.00	-	1,524.92	1,561.51
KASSIE CORP	3.00	119,000.00	-	-	1,594.60	-
KAUFFMAN, WILLIAM Y	63.00	52,200.00	-	-	699.48	-
KBK REALTY TRUST	3.50	553,600.00	29,400.00	-	7,812.20	-
KBR, LLC	0.06	132,600.00	91,200.00	-	2,998.92	-
KEEFE, CALVIN E	1.50	6,400.00	-	-	85.76	-
KEEFE, CALVIN E	1.50	6,400.00	-	-	85.76	-
KEEFE, HOWARD M	2.20	153,000.00	170,300.00	20,250.00	4,060.87	4,161.04
KEIRSTEAD, STEVEN	-	-	7,000.00	7,000.00	-	-
KEIRSTEAD, STEVEN	4.10	100,600.00	168,700.00	20,250.00	3,337.27	-
KELLEY PETERSON	341.00	45,200.00	-	-	605.68	-
KELLEY PETERSON	250.00	68,400.00	236,100.00	-	4,080.30	-
KELLY, DAVID	1.00	33,200.00	74,800.00	-	1,447.20	-
KELLY, SHANNON L	0.75	1,500.00	-	-	20.10	-
KELLY, STEPHEN PAUL	1.00	190,100.00	184,200.00	20,250.00	4,744.27	-
KELLY, STEPHEN PAUL	24.50	47,400.00	-	-	635.16	-
KENELM E.L. GUINNESS	2.60	1,006,000.00	379,500.00	-	18,565.70	8,907.56
KENNEDY, DEVIN	1.39	39,200.00	145,900.00	-	2,480.34	-
KENNEDY, DONNA L	0.80	400,500.00	435,000.00	25,110.00	10,160.14	-
KENNEDY, HOLLY B	9.00	113,700.00	162,500.00	-	3,701.08	Overpaid
KERCHNER, REBECCA	3.18	750,000.00	243,200.00	-	13,308.88	-
KERNAN, MARGORIE B	3.00	805,300.00	323,700.00	20,250.00	14,857.25	-

OWNER	ACRES	LAND VALUE	BUILDING	EXEMPT	ORIGINAL	TAX DUE
KERNAN, MARJORIE	0.27	177,800.00	171,500.00	-	4,680.62	-
KERWIN, SUSAN E	0.42	46,200.00	106,100.00	20,250.00	1,769.47	-
KHOURY, GAIL M. (TRUSTEE)	5.20	24,300.00	-	-	325.62	333.65
KING, AUBREY	1.85	126,900.00	108,500.00	20,250.00	2,883.01	-
KING, DONALD K	7.50	418,000.00	148,500.00	20,250.00	7,319.75	-
KINGSTON, DEBRA	14.10	27,800.00	26,400.00	20,250.00	454.93	466.15
KIRK, JOHN P	13.10	1,574,800.00	970,200.00	-	34,103.00	-
KISH, STEVEN	22.00	96,900.00	233,500.00	20,250.00	3,866.94	-
KISSEL, DAVID	0.50	30,800.00	84,300.00	20,250.00	1,270.99	-
KITTREDGE-STEVENS	1.03	156,500.00	325,600.00	-	6,460.14	Overpaid
KIZALE FAMILY TRUST	24.00	59,900.00	-	-	802.66	-
KLAIN, RICHARD JR	14.50	13,900.00	-	-	186.26	0.01
KLEMMENZ, JENNIFER J	1.60	39,300.00	16,000.00	20,250.00	469.67	-
KLOSTER, SCOTT	3.39	170,600.00	222,300.00	-	5,264.86	-
KNECHT, BENJAMIN	22.48	21,500.00	-	-	288.10	-
KNEISEL HALL	37.00	154,300.00	832,200.00	986,500.00	-	-
KNISLEY, CHRISTINE L	25.00	56,400.00	-	-	755.76	-
KOLENDA, MARIA A	1.30	33,900.00	92,700.00	20,250.00	1,425.09	-
KOLISCH, EDWARD	87.10	51,600.00	274,800.00	20,250.00	4,102.41	-
KOLISCH, EDWARD	27.00	25,300.00	20,500.00	-	613.72	-
KOLISCH, EDWARD	-	-	12,500.00	12,500.00	-	-
KOLLEGEWIDGWOK SAILING &	-	-	177,400.00	-	2,377.16	-
KOLLEGEWIDGWOK YACHT	7.50	1,434,800.00	136,000.00	-	21,048.72	-
KOWALSKI, CHRISTOPHER	3.40	49,500.00	140,800.00	20,250.00	2,278.67	-
KRUGER, FRANK K	0.55	68,000.00	160,300.00	-	3,059.22	-
KRUGMAN, ARNOLD	5.40	122,800.00	110,400.00	-	3,124.88	-
KUHL, KAREN REVOCABLE	2.50	316,600.00	185,400.00	-	6,726.80	-
LABRANCHE, JOSEPH	12.50	15,900.00	-	-	213.06	Overpaid
LAFFERTY, CINDY A	6.00	51,000.00	157,000.00	20,250.00	2,515.85	-
LAFLAM, TIMOTHY A	0.30	47,200.00	108,100.00	20,250.00	1,809.67	-
LAFRENIERE, PETER J	0.10	115,200.00	275,200.00	20,250.00	4,960.01	-
LAMERSON ELLEN	1.12	43,700.00	131,400.00	20,250.00	1,910.16	-
LAMOTHE, PETER J	2.50	67,600.00	216,400.00	20,250.00	3,534.25	-
LANDESBERG, ERIC R.	0.10	59,800.00	79,300.00	-	1,863.94	-
LANGWAY, JESU	4.10	29,500.00	23,400.00	-	708.86	-
LAPIERE, L	-	-	8,500.00	-	113.90	-
LAPPAHANINK REALTY TRUST	1.63	888,900.00	410,000.00	-	17,405.26	-
LARDNER, SAMUEL	4.25	177,100.00	163,800.00	-	4,568.06	2,643.38
LARGAY, F. THOMAS, SUE	3.00	103,900.00	78,300.00	-	2,441.48	-
LARRABEE, ANNA G	6.00	93,500.00	174,200.00	20,250.00	3,315.83	-
LARSON, JOSEPH	1.40	68,200.00	134,300.00	-	2,713.50	-
LATVENAS, JOSEPH L	4.59	173,800.00	137,800.00	20,250.00	3,904.09	-
LAURA MARKHAM	5.10	390,400.00	394,500.00	20,250.00	10,246.31	-
LAURA MITCHELL	1.00	210,700.00	352,200.00	-	7,542.86	-
LAVALLEE, JENNIFER G	0.44	50,700.00	-	-	679.38	-
LAWRENCE, ARAN BELLA	3.10	77,600.00	214,000.00	20,250.00	3,636.09	-
LAWSON, KENT	4.30	80,700.00	167,600.00	20,250.00	3,055.87	-
LAWSON, MORGAN E	11.10	57,500.00	167,200.00	20,250.00	2,739.63	-
LAWTHER, JEROME E	2.90	43,100.00	129,200.00	20,250.00	2,037.47	-
LAWTON, NICOLE L	8.90	843,200.00	750,000.00	20,250.00	19,778.22	-
LEACH, ARI E.	1.57	66,200.00	-	-	887.08	-
LEACH, DUNCAN N	5.00	40,000.00	180,600.00	20,250.00	2,684.69	-
LEACH, EDWARD	0.17	52,600.00	-	-	704.84	-
LEACH, EDWIN	43.80	104,300.00	45,900.00	-	2,012.68	-
LEACH, FERNALD R	28.70	176,300.00	-	-	2,362.42	-
LEACH, FERNALD R	4.27	130,800.00	67,600.00	20,250.00	2,387.21	-
LEACH, PAUL	4.40	80,900.00	256,900.00	20,250.00	4,255.17	-
LEACH, RICKY D	1.33	69,700.00	-	-	933.98	-

OWNER	ACRES	LAND VALUE	BUILDING	EXEMPT	ORIGINAL	TAX DUE
LEACH, SCOTT A	12.50	31,100.00	-	-	416.74	-
LEACH, TIMOTHY R	19.40	16,700.00	6,600.00	-	312.22	-
LEACH, VAUGHN	9.50	70,700.00	22,700.00	-	1,251.56	Overpaid
LEACH, VAUGHN W	1.56	108,600.00	229,100.00	-	4,525.18	-
LEACH, VAUGHN W	19.00	74,500.00	-	-	998.30	-
LEACH, VAUGHN W	2.50	7,200.00	-	-	96.48	-
LEAVITT, DANNY L	1.00	40,300.00	44,000.00	20,250.00	858.27	-
LEBLANC, ROBERT P	5.82	436,200.00	267,000.00	-	9,422.88	-
LEDIEN, BENJAMIN	1.00	38,300.00	128,700.00	25,110.00	1,901.33	-
LEE, JOHN L	2.30	28,800.00	-	-	385.92	395.44
LEE, KATHERINE	1.27	226,400.00	219,300.00	-	5,972.38	-
LEE, WESLEY T	4.59	38,900.00	131,700.00	20,250.00	1,853.46	-
Lefkowitz, Lawrence	3.50	201,300.00	408,000.00	20,250.00	7,893.27	-
LEIGHTON, ELEANOR	6.50	64,400.00	88,800.00	25,110.00	1,563.16	-
LEIGHTON, RANDELL	10.20	61,500.00	91,900.00	20,250.00	1,784.21	-
LEIGHTON, SHELDON	27.78	104,300.00	111,400.00	20,250.00	2,619.03	-
LEONARD, DANA J	3.00	97,800.00	168,300.00	-	3,565.74	-
LEONARD, SONJA L	0.32	91,800.00	263,600.00	-	4,762.36	-
LESKO, LISA TRUSTEE	22.70	207,500.00	259,300.00	20,250.00	5,983.77	-
LETHEM, JONATHAN A	6.65	188,100.00	121,000.00	-	4,141.94	-
LETHEM, JONATHAN A	4.20	113,100.00	-	-	1,515.54	-
LEWIS, PAUL	0.30	94,200.00	106,000.00	-	2,682.68	-
LEWIS, WARREN W &	3.75	45,300.00	65,200.00	-	1,392.30	-
LIANG 2019 REVOCABLE	5.00	244,200.00	398,100.00	-	8,606.82	-
LILLIJACK, LLC	17.00	282,300.00	-	-	3,782.82	3,874.97
LILLY, PAIGE S	2.07	75,000.00	103,900.00	20,250.00	2,125.91	-
LINCOLN, SHARON P	0.25	52,700.00	44,700.00	-	1,305.16	-
LINNELL, ERIC	1.20	47,300.00	124,500.00	20,250.00	2,030.77	-
LIONE, PETER A	1.00	38,300.00	144,200.00	-	2,445.50	Overpaid
LIPSTADT IRREVOCABLE	78.95	47,300.00	-	-	633.82	-
LIPSTADT IRREVOCABLE	50.00	6,100.00	-	-	81.74	-
LIPSTADT, AARON	1.75	32,500.00	5,400.00	-	507.86	-
LIROS, SERGE as TRUSTEE OF	0.50	188,000.00	232,100.00	20,250.00	4,997.16	-
LITWILLER, LESLEY	1.10	70,300.00	246,400.00	20,250.00	3,972.43	-
LIZA ENGLISH NEVIN	2.17	510,800.00	-	-	6,844.72	7,013.56
LOGAN, REGINALD	123.50	119,300.00	-	-	1,598.62	-
LOGUE, EDWARD AND	5.00	255,400.00	75,600.00	-	4,435.40	-
LONG, DAVID A. & JANE E.	0.50	117,900.00	131,400.00	-	3,340.62	-
LONG, JANET	3.26	782,100.00	108,300.00	-	11,931.36	-
LONG, JANET (1/2 INT)	15.50	130,900.00	-	-	1,754.06	-
LONG, KATHLEEN	10.50	82,200.00	101,500.00	20,250.00	2,018.52	-
LONG, MICHAEL	2.00	454,800.00	200,800.00	-	8,785.04	-
LONG, ROBERT	0.33	53,600.00	-	-	718.24	-
LONG, THOMAS V	3.94	21,100.00	-	-	282.74	-
LONGAKER, SUSAN R	4.40	286,300.00	153,900.00	-	5,898.68	-
LOOMIS, WILLIAM	1.04	38,400.00	71,900.00	20,250.00	1,206.67	-
LORD, MARY	3.00	48,500.00	53,900.00	20,250.00	1,100.81	Overpaid
LORIO, NOAH	116.00	60,000.00	101,900.00	20,250.00	1,898.11	-
LOUKES, SCOTT C	1.00	67,200.00	136,700.00	20,250.00	2,460.91	-
LOWELL, MARYANNA	1.60	48,300.00	149,400.00	-	2,649.18	-
LOWELL, MEGAN	0.60	367,000.00	93,700.00	-	6,173.38	-
LOWELL, MEGAN	0.30	69,800.00	-	-	935.32	-
LOWELL, MEGAN C	7.00	73,500.00	-	-	984.90	-
LOWELL, MEGAN C	30.00	102,900.00	-	-	1,378.86	-
LOWRY, JERRY D	6.50	145,400.00	90,100.00	-	3,155.70	-
LUCAS, JOHN D	4.50	47,200.00	169,900.00	-	2,909.14	-
LUKER, TIVON N	2.10	33,400.00	138,200.00	-	2,299.44	-
LUND, CATHARINE C	57.70	1,083,100.00	73,300.00	-	15,495.76	-

OWNER	ACRES	LAND VALUE	BUILDING	EXEMPT	ORIGINAL	TAX DUE
LUSKEY, ANN K REVOCABLE	4.70	405,800.00	239,100.00	-	8,641.66	-
LYMBURNER, DELMONT	9.50	28,300.00	-	-	379.22	-
LYNN, ARTHUR J	2.20	32,800.00	112,000.00	-	1,940.32	-
LYON, HEATHER	48.80	131,100.00	112,300.00	20,250.00	2,990.21	-
LYON, MARK E	86.00	144,300.00	-	-	1,933.62	1,981.32
LYON, WENDY (T.I.C.)	5.36	896,400.00	980,000.00	-	25,143.76	-
LYONS, JOSEPH R	1.65	27,200.00	-	-	364.48	-
LYONS, LINDA	3.00	43,400.00	80,700.00	20,250.00	1,391.59	-
LYONS, ROBERT B	1.17	38,700.00	140,400.00	20,250.00	2,128.59	-
M.E. ASTBURY & SON, INC	18.20	23,200.00	-	-	310.88	-
MAAS, ELIZABETH	1.10	479,700.00	156,700.00	-	8,527.76	-
MACCANNELL, JOHN S	6.94	86,200.00	197,500.00	20,250.00	3,530.23	-
MACDOWELL, WILLIAM	4.30	38,200.00	147,800.00	20,250.00	2,221.05	-
MacLEAN, ELAINE K	2.60	33,800.00	165,800.00	-	2,674.64	32.51
MACLEOD, DAVID	41.00	4,800.00	-	-	64.32	-
MACLEOD, LINDA (1/2	50.00	6,600.00	-	-	88.44	-
MACNAIR, JAMIE AUSTIN	10.10	43,500.00	-	-	582.90	-
MACOMBER, SEANNA MARIE	16.00	63,800.00	192,900.00	20,250.00	3,168.43	-
MACQUINN, HAROLD INC.	173.00	139,000.00	-	-	1,862.60	-
MACQUINN, REBECCA	22.45	187,600.00	431,000.00	-	8,289.24	8,493.71
MADCAP PROPERTIES	202.00	60,900.00	14,700.00	-	1,013.04	-
MADCAP PROPERTIES	2.25	595,400.00	-	-	7,978.36	-
MADCAP PROPERTIES	0.50	2,100.00	-	-	28.14	-
MADCAP PROPERTIES	2.30	533,800.00	324,900.00	-	11,506.58	-
MADCAP PROPERTIES	74.00	11,600.00	-	-	155.44	-
MADCAP PROPERTIES	3.83	1,152,000.00	543,900.00	-	22,725.06	-
MADDEN, DEREK A	70.00	57,000.00	-	-	763.80	-
MADDEN, DEREK A	25.00	3,300.00	-	-	44.22	-
MADDEN, DEREK A	29.88	38,100.00	-	-	510.54	-
MADISON, SUSAN L.,	12.00	15,300.00	-	-	205.02	-
MADISON, SUSAN L.,	15.00	52,000.00	-	-	696.80	-
MADISON, SUSAN L.,	136.80	116,900.00	-	-	1,566.46	-
MAHONY, MARK JOSEPH	1.00	148,800.00	-	-	1,993.92	2,042.25
MAIDEN, MARGARET	1.09	339,400.00	275,500.00	20,250.00	7,968.31	-
MAIDEN, MARGARET D	2.50	50,600.00	98,900.00	-	2,003.30	-
MAILLOUX, BRUCE	29.00	67,600.00	-	-	905.84	-
MAINE COAST HERITAGE	6.80	86,700.00	-	86,700.00	-	-
MAINE COAST HERITAGE	6.80	86,700.00	-	86,700.00	-	-
MAINE COAST HERITAGE	2.40	214,200.00	-	214,200.00	-	-
MAINE MILLING, LLC.	2.30	33,900.00	15,000.00	-	655.26	-
MAINE RSA #4 INC	-	-	-	-	99.16	-
MAINE SCAPE, INC.	5.30	179,800.00	329,800.00	-	6,828.64	-
MAINE TREE HOUSE, LLC	1.80	193,700.00	368,100.00	-	7,528.12	-
MALINOWSKI, MARTHA G,	0.60	128,000.00	345,100.00	-	6,339.54	-
MALLOW, DONALD	2.42	259,800.00	344,500.00	-	8,097.62	-
MALM, BARBARA	2.15	33,500.00	-	-	448.90	-
MALM, BARBARA	2.00	93,500.00	151,800.00	20,250.00	2,794.68	-
MALM, CARL R	10.00	478,100.00	-	-	6,406.54	-
MANDERSON, JOHN P	67.40	99,800.00	-	-	1,337.32	-
MANGANARO, ELLEN MORRIS	8.50	765,000.00	422,300.00	-	15,909.82	-
MANION FAMILY TRUST	5.50	171,700.00	238,800.00	-	5,500.70	-
MANION, PHILIP C	2.40	41,800.00	223,100.00	-	3,549.66	7,098.42
MANN, M JANE ALLEN	53.00	6,400.00	-	-	85.76	-
MANN, M JANE ALLEN	99.00	15,300.00	-	-	205.02	-
MANN, M JANE ALLEN	4.00	500.00	-	-	6.70	-
MANUFACTURER SERVICES	-	-	-	-	-	-
MANYAK, MICHELLE A	1.35	44,200.00	44,500.00	20,250.00	917.23	-
MANYAK, RAYMOND	8.80	68,200.00	92,800.00	25,110.00	1,661.44	-

OWNER	ACRES	LAND VALUE	BUILDING	EXEMPT	ORIGINAL	TAX DUE
MANZELLA, DAVID F	0.98	42,100.00	-	-	564.14	-
MAREK, STEPHEN P	1.01	2,600.00	-	-	34.84	-
MAREK, STEPHEN P	1.00	144,200.00	316,500.00	20,250.00	5,508.72	-
MARGARET GOOSTRAY	5.00	389,900.00	58,200.00	-	6,004.54	-
MARIE, ALEX	56.60	238,400.00	18,100.00	-	3,437.10	1.15
MARINE ENVIRONMENT	0.20	235,700.00	312,900.00	548,600.00	-	-
MARKEY, EDWARD	23.00	143,300.00	186,200.00	20,250.00	3,855.60	-
MARKOS, JAMES L JR	-	59,500.00	136,200.00	20,250.00	2,351.03	-
MARKOSIAN, PAUL	0.09	20,400.00	14,200.00	-	463.64	-
MARKS, CARRIE A	1.89	74,500.00	83,800.00	20,250.00	1,849.87	-
MARKS, CHRISTOPHER	9.55	364,200.00	259,500.00	-	8,357.58	-
MARKS, REBECCA	1.66	20,800.00	-	-	278.72	-
MARKS, ROGER	5.40	119,000.00	211,300.00	20,250.00	4,154.67	-
MARSH, JAMES III	2.00	66,300.00	63,300.00	-	1,736.64	-
MARSH, JAMES III	2.00	165,800.00	175,700.00	20,250.00	4,304.75	-
MARSHALL, GEOFFREY W	1.00	59,500.00	56,600.00	-	1,555.74	-
MARSHALL, GEOFFREY W	1.53	44,700.00	159,800.00	-	2,740.30	-
MARSHUETZ, RICHARD J	2.30	167,000.00	251,100.00	25,110.00	5,266.07	-
MARSHUETZ, RICHARD J	1.93	432,900.00	-	-	5,800.86	-
MARTIN, DELLA	6.40	51,500.00	155,800.00	20,250.00	2,315.88	-
MARTIN, MICHAEL H	2.40	41,800.00	8,000.00	-	667.32	709.89
MARTIN, MICHAEL H	2.40	41,800.00	13,600.00	-	742.36	889.35
MARTIN, SHANNON E	1.10	81,000.00	273,400.00	-	4,465.44	-
Martin, Whitney Anne	11.50	58,000.00	204,800.00	20,250.00	3,250.17	-
MARTINEZ, JESSICA	6.10	33,300.00	-	-	446.22	-
MATAYO GROUP	1.40	39,300.00	73,600.00	-	1,512.86	13.62
MATAYO GROUP	0.31	74,300.00	67,900.00	-	1,905.48	17.15
MATTSON PROPERTY	2.17	33,600.00	-	-	450.24	461.35
MATTSON, BROCK	3.24	28,700.00	-	-	384.58	-
MATTSON, BRUCE	61.20	117,900.00	261,400.00	20,250.00	4,811.27	-
MATTSON, BRUCE W	2.80	35,200.00	-	-	471.68	-
MATTSON, LEAH	5.66	42,500.00	-	-	569.50	-
MATTSON, MATTHEW M	29.50	82,000.00	193,000.00	20,250.00	3,413.65	-
MAXIM, VICTORIA L	11.00	57,400.00	173,300.00	20,250.00	2,820.03	-
MAXWELL PROPERTY	2.00	241,400.00	656,600.00	-	12,033.20	2,095.87
MAY, JAMES W. JR. & LINDA C.	22.90	1,536,000.00	839,000.00	-	31,825.00	-
MCALONIE, MEGAN M	18.00	157,500.00	139,100.00	20,250.00	3,703.09	-
MCB PARTNERSHIP	30.00	34,400.00	-	-	460.96	-
MCCARTY, KEVIN	23.90	99,300.00	177,900.00	-	3,714.48	-
MCCLURE, KATHLEEN	50.00	63,800.00	-	-	854.92	0.01
MCCLURE, KATHLEEN	61.44	151,900.00	232,700.00	20,250.00	4,882.29	-
MCCORMICK, ROBERT	0.50	24,800.00	61,200.00	20,250.00	787.50	-
MCCRUM, ARRLINGTON B	6.06	1,138,700.00	602,400.00	-	23,330.74	-
MCCURDY, ALEXANDER III	5.37	175,800.00	147,500.00	-	4,332.22	-
MCFARLAND, JASON R	5.00	30,600.00	-	-	410.04	-
MCFARLAND, MICHAEL M	2.60	34,700.00	-	-	464.98	-
MCFARLAND, MICHAEL M	2.70	47,700.00	130,000.00	20,250.00	2,109.83	-
MCFARLAND, ROSANNA	1.50	34,400.00	164,300.00	20,250.00	2,391.23	-
MCGAHA, MARK C	2.24	46,500.00	188,800.00	-	3,153.02	-
MCGRAW, ANN	4.05	40,900.00	193,500.00	20,250.00	2,657.34	-
MCGRAW, JOEL	14.00	1,200.00	-	-	16.08	32.46
MCGRAW, JUSTINE C	2.70	42,600.00	194,100.00	20,250.00	2,900.43	-
MCGRAW, KATHERINE	17.00	146,200.00	103,400.00	20,250.00	2,848.86	2,510.72
MCGUIRE, STEPHANIE E	1.15	26,700.00	98,200.00	20,250.00	1,402.31	-
MCHENRY, MARY I	1.23	160,600.00	108,100.00	-	3,600.58	-
MCINTIRE, CHAD	0.64	33,200.00	109,000.00	20,250.00	1,634.13	-
MCKAY, RICHARD	2.00	40,800.00	91,200.00	20,250.00	1,367.10	-
MCMAHON, WENDY	1.80	45,300.00	193,200.00	20,250.00	2,924.55	-

OWNER	ACRES	LAND VALUE	BUILDING	EXEMPT	ORIGINAL	TAX DUE
MCMANUS-RACKLIFF,	8.20	53,800.00	86,900.00	20,250.00	1,417.50	-
MCMILLAN, JON T	6.19	183,100.00	242,800.00	20,250.00	5,435.71	-
MCNAMARA, ROBERTA H	1.92	74,600.00	208,100.00	20,250.00	3,516.83	-
MCNEARY, MATTHEW W	6.00	54,200.00	91,600.00	-	1,953.72	-
MCNEARY, RICHARD L II	1.57	354,400.00	91,300.00	-	5,972.38	-
MCNEIL, JAMIE	1.12	40,200.00	167,100.00	-	2,777.82	-
MCTIGHE, ESME	40.00	10,300.00	-	-	138.02	-
MCVAUGH, MICHAEL	1.44	192,000.00	288,000.00	-	6,432.00	-
MCVAY, BRIAN	2.66	39,500.00	170,800.00	-	2,818.02	-
MCVAY, RAYMOND E. &	37.50	60,500.00	-	-	810.70	-
MCVEY, MARGARET	0.70	1,800.00	-	-	24.12	-
MCVEY, MARGARET E	1.50	147,800.00	179,200.00	20,250.00	4,110.45	-
MEANS, RALSTON H III	1.50	39,500.00	137,300.00	20,250.00	2,097.77	-
MEANS, RALSTON H III	3.47	8,800.00	-	-	117.92	-
MECHEM, DENNIS	12.00	50,200.00	147,100.00	20,250.00	2,372.47	-
MERRIFIELD, JOHN P	5.34	91,800.00	223,800.00	20,250.00	3,957.69	-
MERRILL & HINCKLEY	-	-	433,000.00	-	5,802.20	-
MESSINGER, ROBERT G	7.60	197,500.00	452,100.00	20,250.00	8,433.29	-
METAMORPHIC ARTS LLC	69.00	75,000.00	-	-	1,005.00	-
METAMORPHIC ARTS LLC	2.00	30,600.00	150,900.00	-	2,432.10	-
Meuer, David John	2.38	22,600.00	-	-	302.84	-
Meuer, David John	5.44	32,700.00	119,500.00	20,250.00	1,768.13	-
Meuer, David John	-	-	3,600.00	3,600.00	-	-
MEYER, JILL	33.20	34,000.00	-	-	455.60	-
MICHAEL L. RUDOLPH	1.06	98,000.00	258,700.00	-	4,779.78	-
MICHAEL W. SNOW,	0.79	34,800.00	280,300.00	-	4,222.34	-
MICHIE, EVAN A	10.00	38,500.00	-	-	515.90	-
MICHIE, SAMUEL H	8.30	30,700.00	-	-	411.38	-
MILIKEN, NINA	1.10	37,300.00	20,800.00	-	778.54	-
MILINOVICH, MICHAEL	5.20	37,100.00	107,300.00	20,250.00	1,663.61	-
MILLER, BONNIE	34.10	74,100.00	24,000.00	-	1,314.54	-
MILLER, DAVID S	10.17	881,800.00	914,000.00	20,250.00	22,330.98	-
MILLER, JAYE E	2.00	28,100.00	16,900.00	20,250.00	270.90	-
MILLER, JOHN R	10.00	21,700.00	8,700.00	20,250.00	136.01	139.36
MILLER, LAURENE	0.75	113,900.00	167,600.00	20,250.00	3,500.75	-
MILLER, RICHARD T	4.25	109,400.00	190,200.00	-	4,014.64	-
MILLER-LITTLE, SAMUEL G	6.50	714,900.00	273,400.00	-	13,243.22	-
MILLIKEN, JOHN	-	-	3,000.00	3,000.00	-	-
MILLIKEN, JOHN F JR	149.70	347,400.00	289,500.00	20,250.00	6,885.90	-
MILLIKEN, KAREN C P	0.50	66,100.00	-	-	885.74	-
MILLIKEN, LUCRETIA	1.00	35,800.00	101,700.00	20,250.00	1,436.40	-
MILLIKEN, NINA	1.70	-	-	-	621.76	-
MILLS, MONTE D	3.50	172,100.00	147,900.00	-	4,288.00	-
MILLS, SUSAN G	11.00	191,300.00	153,300.00	20,250.00	4,346.29	-
MILTNER, BRADLEY S	15.10	62,600.00	158,400.00	20,250.00	2,690.05	-
MILTNER, BRADLEY S	13.00	16,600.00	-	-	222.44	-
MILTNER, BRADLEY S	0.28	3,900.00	-	-	52.26	-
MITCHELL, FRANCESCA	1.00	190,100.00	184,200.00	20,250.00	4,420.08	-
MITCHELL, FRANCESCA	23.40	212,300.00	188,200.00	-	5,366.70	-
MITCHELL, FRANCESCA,	26.00	352,800.00	-	-	4,727.52	-
MITCHELL, JILLIAN E	4.31	39,000.00	-	-	522.60	472.13
MITCHELL, LORENZO	16.30	232,700.00	890,300.00	-	15,048.20	-
MITCHELL, ROBERT P	1.00	166,600.00	-	-	2,232.44	-
Mixer, Stephen & Stuart	2.00	40,800.00	38,300.00	-	1,059.94	-
MOEYKENS, SHANE	31.10	70,200.00	-	-	940.68	-
MONAHAN, RICHARD P	5.50	49,700.00	75,000.00	-	1,670.98	-
MONROE, JAMES	14.00	48,500.00	-	-	649.90	-
MONROE, JAMES	28.00	79,100.00	120,800.00	20,250.00	2,407.31	-

OWNER	ACRES	LAND VALUE	BUILDING	EXEMPT	ORIGINAL	TAX DUE
MONROE, JONATHAN E	19.45	68,100.00	66,600.00	-	1,804.98	-
MONTGOMERY, ERIN	6.80	30,800.00	32,100.00	20,250.00	571.51	-
MOON, JANE	4.50	104,100.00	110,300.00	20,250.00	2,601.61	-
MOON, JANE	0.40	80,600.00	-	-	1,080.04	-
MOORE, DOUGLAS J. &	22.00	58,400.00	10,000.00	20,250.00	645.21	-
MOORE, LAURA K	-	-	9,100.00	9,100.00	-	-
MOORE, LAURA K	2.30	41,600.00	170,900.00	20,250.00	2,381.40	-
MOORS, KATHERINE	1.00	38,300.00	101,300.00	20,250.00	1,462.86	-
MOR, CAROLYN GREENE	8.30	70,300.00	168,100.00	20,250.00	2,707.74	-
MORAN, DENNIS	0.25	87,100.00	110,800.00	20,250.00	2,380.51	2,012.15
MOREY, TROY VBlue Hill	42.00	97,400.00	168,300.00	-	3,560.38	-
MORGENTHALER-NANSON,	0.85	67,600.00	217,500.00	-	3,820.34	-
MORRIS, CHRISTOPHER	1.80	44,400.00	55,800.00	20,250.00	1,071.33	-
MORRIS, PADRAIG	7.90	628,200.00	8,800.00	-	8,535.80	-
MORRISON, ANGUS D	13.48	52,400.00	87,600.00	-	1,876.00	-
MORRISON, JOHN G	12.70	1,400.00	-	-	18.76	19.22
MORRISON, LINDA K	2.00	727,400.00	679,100.00	-	18,847.10	-
MORSE, CLINTON S	12.10	556,600.00	294,700.00	-	11,407.42	-
MOTE, ALMA J	0.60	136,600.00	122,500.00	20,250.00	3,200.59	-
MOULTON, A.R.III	48.00	459,500.00	414,000.00	20,250.00	11,433.55	-
MOULTON, LYNDA W	2.85	68,500.00	202,300.00	20,250.00	3,357.37	-
MTE FAMILY LIMITED	10.00	1,045,700.00	738,400.00	-	23,906.94	-
MULLEN, JONATHAN W	4.10	80,200.00	157,600.00	-	3,186.52	-
MULLIKEN, WILLIAM E	19.60	102,300.00	214,900.00	20,250.00	3,700.62	-
MUNROE, TIMOTHY W	10.50	61,800.00	120,700.00	-	2,445.50	-
MURFEY, LOUISE	3.22	122,500.00	19,700.00	-	1,905.48	-
MURNIK, MICHAEL G	2.26	146,600.00	219,700.00	-	4,908.42	-
MURPHY, CAROL	89.00	76,500.00	23,200.00	20,250.00	1,064.63	-
MURPHY, DENNIS	5.56	62,600.00	-	-	838.84	-
MURPHY, JEFFREY R CO-	20.00	30,200.00	-	-	404.68	-
MURPHY, JODY A	0.40	61,400.00	74,200.00	20,250.00	1,545.69	-
MURPHY, LORI ALISON	4.02	46,000.00	207,000.00	20,250.00	3,118.85	-
MURPHY, RONALD B IV	1.08	38,500.00	123,600.00	-	2,172.14	-
MURRAY, BRENDAN	7.10	34,600.00	-	-	463.64	475.08
MURRAY, HENRY E	5.60	50,000.00	81,400.00	20,250.00	1,489.41	-
MURRAY, JAMES W	5.00	48,500.00	94,900.00	20,250.00	1,650.21	-
MUTH, MARIA & MURFEY,	4.24	181,200.00	12,900.00	-	2,600.94	-
MYEROWITZ, MOSHE	126.00	86,600.00	-	-	1,160.44	-
N.D. MADDEN REALTY TRUST	67.00	8,400.00	-	-	112.56	-
N.D. MADDEN REALTY TRUST	65.00	7,700.00	-	-	103.18	-
NALEWAJEK, KIMBERLY	5.70	37,500.00	-	-	502.50	-
NASON, DAWN B	1.50	73,500.00	132,200.00	-	2,756.38	1,054.02
NASON, DYLAN	2.83	42,900.00	52,100.00	-	1,273.00	-
NASON, STEVEN SIDNEY	4.70	73,200.00	142,700.00	20,250.00	2,621.71	-
NASSON, DEAN G	1.17	25,900.00	-	-	347.06	-
NASSON, DEAN G	1.24	38,900.00	143,500.00	-	2,444.16	-
NAZOR, HUGH	1.10	64,000.00	165,300.00	20,250.00	2,801.27	-
NEBLETT, PETER P	0.98	96,100.00	260,600.00	20,250.00	4,508.43	-
NEILS, ELIZABETH A	3.70	45,100.00	106,800.00	20,250.00	1,764.11	-
NELSON, CHRISTOPHER	1.12	43,700.00	147,200.00	20,250.00	2,286.71	-
NEMETH, MICHAEL	1.20	47,300.00	193,200.00	-	3,222.70	-
NESBITT, JANE M	0.40	168,900.00	133,600.00	-	4,053.50	Overpaid
NETHERTON, HW III	5.18	709,200.00	203,100.00	-	12,224.82	-
NEUHAUSER, ANN 3.69%	2.10	921,200.00	49,200.00	-	13,003.36	-
NEUHAUSER, ELINOR	2.70	42,600.00	150,200.00	-	2,583.52	-
NEUHAUSER, STEVEN & ANN	9.80	1,174,900.00	185,000.00	-	18,222.66	-
NEVELLS, ANGELA	1.80	39,800.00	56,400.00	-	1,289.08	3,990.85
NEVELLS, CLIFTON E	2.36	41,700.00	16,200.00	-	775.86	795.00

OWNER	ACRES	LAND VALUE	BUILDING	EXEMPT	ORIGINAL	TAX DUE
NEVELLS, CLIFTON E JR	0.66	33,500.00	178,800.00	-	2,844.82	-
NEVELLS, CLIFTON JR	2.00	40,800.00	51,700.00	20,250.00	968.15	992.03
NEVELLS, CORY TRAVIS	5.40	49,500.00	138,200.00	-	2,515.18	-
NEVELLS, DALE F SR	1.00	40,400.00	75,800.00	20,250.00	1,285.73	-
NEVELLS, DAVID	5.00	35,700.00	40,600.00	20,250.00	751.07	-
NEVELLS, DAVID	1.00	38,300.00	81,200.00	-	1,601.30	-
NEVELLS, FRED ELI	1.15	26,700.00	36,800.00	-	850.90	4.91
NEVELLS, GERALDINE	10.00	56,100.00	119,200.00	20,250.00	2,077.67	-
NEVELLS, JENNIFER L	-	-	14,500.00	-	194.30	199.09
NEVELLS, REGINALD	-	-	11,000.00	-	147.40	-
NEVELLS, RUTH W	1.03	35,400.00	4,300.00	-	531.98	-
NEVIN, ANNE C	0.92	464,400.00	299,600.00	-	10,237.60	-
NEVIN, ANNE C.,	1.00	127,500.00	-	-	1,708.50	-
NEVIN, ANNE C.,	1.60	81,600.00	-	-	1,093.44	-
NEVIN, ANNE C.,	12.61	1,569,300.00	890,200.00	-	32,957.30	-
NEVIN, JENNIFER	11.50	827,500.00	220,100.00	20,250.00	13,766.49	-
NEWKIRK, ARTHUR D	14.95	104,900.00	394,000.00	20,250.00	5,990.04	-
NEWMAN, MARC A	114.50	151,000.00	111,300.00	-	3,514.82	-
NEWTON, VICTORIA	1.27	580,700.00	581,300.00	-	15,570.80	-
NEWTON, VICTORIA	1.30	162,800.00	90,800.00	-	3,398.24	-
NEWTN PATH FAMILY REAL	3.00	211,700.00	99,400.00	-	4,168.74	-
NICHOLAS, EDWARD P	1.50	714,000.00	459,400.00	-	15,723.56	-
NICHOLAS, EDWARD P	3.40	42,800.00	84,700.00	-	1,708.50	-
NICHOLAS, GERRIT	1.70	659,600.00	320,900.00	-	13,138.70	Overpaid
NICHOLAS, GERRIT J	2.63	219,400.00	-	-	2,939.96	Overpaid
NICHOLS, ANDREW	9.00	51,300.00	173,200.00	20,250.00	2,532.60	-
NICHOLS, TESSA ANN	0.54	56,500.00	65,500.00	20,250.00	1,363.45	1,095.60
NICHOLS, THOMAS B,	100.00	20,300.00	-	-	272.02	-
NICHOLSON, ELIZABETH	-	-	116,800.00	-	1,565.12	-
NIEHOFF, CHRISTOPHER	40.20	129,700.00	294,300.00	20,250.00	5,047.56	-
NIEHOFF-GURWIN, ELSA	18.50	258,000.00	230,800.00	-	6,549.92	-
NIGHTINGALE, RACHEL	1.70	40,000.00	328,500.00	-	4,937.90	-
NORRIS, ANDREW	4.37	166,700.00	-	-	2,233.78	-
NORRIS, ANDREW AJ	16.00	310,500.00	677,900.00	-	13,244.56	-
NORTH OF THE APPLE, LLC	0.10	168,900.00	172,100.00	-	4,569.40	-
NORTHERN NEW ENGLAND	0.30	40,200.00	82,400.00	-	1,642.84	-
NORUMBEGA ENTERPRISES,	0.50	60,100.00	15,600.00	-	1,014.38	-
NORWOOD, ADAM	115.00	130,100.00	-	-	1,743.34	-
NORWOOD, ADAM J	0.50	299,300.00	165,900.00	20,250.00	5,962.33	-
NORWOOD, ADAM J II	3.50	23,400.00	-	-	313.56	-
NPRTO NORTH-EAST, LLC	-	-	-	-	21.44	-
NTC & CO. FBO R. PARKER	22.06	197,300.00	-	-	2,643.82	-
NUNN, ANDREA	-	-	142,100.00	-	1,904.14	-
NUNN, ANDREA	3.70	63,000.00	176,200.00	20,250.00	2,717.82	-
NUTT, AARON S	1.01	97,800.00	222,200.00	-	4,288.00	-
NYGAARD, DEBRA	1.40	197,000.00	84,200.00	-	3,768.08	-
NYSTROM, ERIC L	4.70	42,600.00	146,900.00	-	2,539.30	-
OBRIEN, PETER	1.05	144,300.00	186,500.00	25,110.00	3,800.92	-
O'BRIEN, STEPHEN	1.80	40,300.00	65,800.00	-	1,421.74	-
OCONNOR, JANE	1.20	153,700.00	187,000.00	-	4,565.38	-
OCONNOR, ROBIN C	0.40	18,900.00	-	-	253.26	-
OCONNOR, ROBIN C	55.00	261,800.00	214,300.00	-	6,379.74	-
ODELL, TERENCE K	1.00	38,300.00	92,800.00	20,250.00	1,485.39	-
O'HARA, JOHN F	11.67	66,700.00	201,800.00	20,250.00	3,326.55	-
OLDACH, ELEANOR F	5.40	115,100.00	173,700.00	-	3,869.92	-
OLIVETT, JEANNE G	3.40	19,700.00	800.00	20,250.00	3.35	-
OLUND, FRANK III	4.06	21,400.00	96,100.00	-	1,574.50	-
OLUND, RAYMOND D	6.50	77,100.00	115,900.00	-	2,586.20	-

OWNER	ACRES	LAND VALUE	BUILDING	EXEMPT	ORIGINAL	TAX DUE
ORZECZ, CHARLES D	1.30	64,500.00	80,700.00	-	1,945.68	-
OSBORN, HARRY M	2.88	43,000.00	43,800.00	20,250.00	891.77	-
OSBORNE, ELIZABETH	1.00	157,100.00	319,700.00	-	6,389.12	6,546.72
OWEN, FRANCIS D	-	-	25,500.00	-	341.70	-
OWEN, FRANCIS D	1.43	60,600.00	44,000.00	-	1,401.64	-
OWEN, FRANCIS D.	6.00	148,300.00	339,400.00	-	6,535.18	-
OWNER UNKNOWN	44.00	56,100.00	-	-	751.74	-
OWNER UNKNOWN	27.00	58,300.00	-	-	781.22	15,519.02
PACKARD, CHRISTOPHER	1.70	315,100.00	266,600.00	20,250.00	7,033.32	-
PACKARD, CHRISTOPHER	4.52	52,300.00	128,700.00	-	2,425.40	-
PAGE, CHRISTOPHER	1.00	190,100.00	297,400.00	20,250.00	6,261.15	-
PAGE, CLIFTON	15.60	800.00	-	-	10.72	-
PAGE, CLIFTON	3.00	277,500.00	490,700.00	20,250.00	9,383.22	-
PAGE, DIANA	0.60	68,200.00	219,700.00	20,250.00	3,586.51	-
PAINE, DONALD C	19.00	62,500.00	166,400.00	20,250.00	2,795.91	-
PAINE, DONALD C	6.50	33,800.00	-	-	452.92	-
PALADINO, JOHN	0.84	25,200.00	37,600.00	-	841.52	-
PALADINO, JOHN	100.00	73,300.00	-	-	982.22	-
PALERMO, GEORGE	5.90	458,200.00	150,200.00	-	8,152.56	-
PALERMO, GEORGE L	1.10	137,900.00	336,600.00	20,250.00	6,086.95	-
PALMER, GAYLE	0.30	27,600.00	29,100.00	-	759.78	-
PALMER, GAYLE E	5.00	242,600.00	-	-	3,250.84	-
PANEPINTO, JENNIFER C	3.80	160,700.00	-	-	2,153.38	-
PAPPAS, CHRISTOPHER	0.90	545,800.00	-	-	7,313.72	-
PAPPAS, SUSAN G. Trustee	1.90	582,700.00	532,300.00	-	14,941.00	15,309.54
PARKER POINT GOLF CLUB	0.35	352,000.00	19,600.00	-	4,979.44	-
PARKER POINT GOLF CLUB	8.80	2,127,000.00	-	-	28,501.80	-
PARKER POINT GOLF CLUB	78.80	647,500.00	559,100.00	-	16,168.44	-
PARKER POINT HOLDINGS, LLC	2.70	542,700.00	347,300.00	-	11,926.00	-
PARKER POINT ROAD, LLC	8.20	1,425,100.00	582,000.00	-	26,895.14	-
PARKER RIDGE COTTAGE	-	-	4,445,500.00	425,250.00	53,871.35	-
PARKER, BENJAMIN	14.00	21,700.00	7,000.00	-	384.58	-
PARROTT, DANIEL	1.20	15,700.00	2,800.00	-	247.90	-
PARROTT, DANIEL S	3.30	168,700.00	239,900.00	-	5,475.24	-
PARTRIDGE HOLDINGS INC	0.20	235,700.00	546,500.00	-	10,481.48	-
PASTERNAK, DANIEL J	1.00	60,900.00	137,000.00	20,250.00	2,380.51	-
PATRICIA J CURTIS	0.50	71,600.00	77,900.00	-	2,003.30	-
PATTEN, DIANA JANE	1.00	30,600.00	52,500.00	20,250.00	842.19	-
PATTEN, KIMBERLY S	3.30	42,600.00	152,800.00	20,250.00	2,347.01	-
PATTEN, MARVIN C	0.85	18,800.00	10,400.00	-	391.28	0.22
PAULA DEITZ MORGAN	10.50	13,400.00	-	-	179.56	-
PAULA DEITZ MORGAN	12.60	72,200.00	-	-	967.48	-
PAULA DEITZ MORGAN	61.30	107,100.00	-	-	1,435.14	-
PAULAS, JAMES	1.25	44,000.00	157,800.00	20,250.00	2,432.77	-
PAYNE, MARIBETH A	0.57	55,800.00	127,900.00	-	2,461.58	-
PEABODY, DAVID &	1.00	443,700.00	52,600.00	-	6,650.42	-
PEABODY, DAVID &	15.00	198,100.00	138,400.00	-	4,509.10	-
PEASLEE, STEVEN	0.94	36,500.00	104,500.00	25,110.00	1,409.44	-
PEBWORTH, SARAH	0.12	125,400.00	120,400.00	-	3,293.72	-
PELLETIER, CAROL	0.73	34,500.00	113,700.00	-	1,985.88	-
PELLETIER, CHARLENE N	2.50	37,000.00	110,800.00	-	1,980.52	2,029.37
PEMBERTON, GRETCHEN A	2.20	45,800.00	102,300.00	-	1,984.54	-
PEMBERTON, PHYLLIS L	21.50	58,000.00	-	-	777.20	-
PEMBERTON, PHYLLIS L	8.20	58,900.00	129,200.00	25,110.00	2,184.07	-
PEMBERTON, PHYLLIS L	27.00	205,700.00	-	-	2,756.38	-
PENINSULA CONSERVATION	1.00	59,500.00	19,800.00	-	1,062.62	-
PENINSULA FARMS, LLC	8.60	2,500.00	-	-	33.50	0.08
PENINSULA FARMS, LLC	25.00	5,500.00	-	-	73.70	0.18

OWNER	ACRES	LAND VALUE	BUILDING	EXEMPT	ORIGINAL	TAX DUE
PENTECOSTAL CHURCH	1.20	38,800.00	101,900.00	140,700.00	-	-
PEPER, TIMOTHY W	1.80	45,400.00	167,700.00	20,250.00	2,584.19	Overpaid
PERIWINKLE GROUP, LLC	2.50	999,400.00	3,000.00	-	13,432.16	-
PERKINS, ANNE	1.75	40,200.00	164,100.00	20,250.00	2,466.27	-
PERKINS, DONNIE L	6.75	39,200.00	-	-	525.28	-
PERKINS, DONNIE L	1.50	37,600.00	85,800.00	20,250.00	1,382.21	-
PERKINS, DONNIE L	37.00	15,900.00	23,100.00	-	522.60	-
PERKINS, JOSEPH	1.50	44,600.00	188,400.00	20,250.00	2,850.85	-
PERKINS, JOSEPH	1.90	27,800.00	-	-	372.52	-
PERKINS, JOSEPH T	2.23	28,600.00	-	-	383.24	-
PERKINS, LAWRISS A	26.00	63,800.00	-	-	854.92	-
PERKINS, THOMAS	20.00	54,300.00	-	-	727.62	-
PERKINS, TIMOTHY	4.00	3,800.00	-	-	50.92	52.18
PERKINSON, PAUL B	1.50	117,100.00	157,500.00	-	3,679.64	-
PERT, CORRINNE C	34.00	74,000.00	-	-	991.60	-
PERT, DANIEL	1.70	42,200.00	85,900.00	20,250.00	1,317.96	-
PERT, DANIEL D	25.00	23,900.00	-	-	320.26	-
PERT, DANIEL, CORINNE &	150.00	35,100.00	-	-	470.34	-
PERT, MERLE A JR	6.00	74,000.00	107,800.00	20,250.00	1,994.58	-
PERT, MERLE JR	15.00	14,300.00	-	-	191.62	-
PETRY, HEYWOOD	4.20	102,900.00	273,500.00	20,250.00	4,772.41	-
PETTENGILL, RODNEY	1.52	20,500.00	-	-	274.70	-
PETTENGILL, RODNEY	3.22	4,100.00	-	-	54.94	-
PETTIGREW, NEAL	2.00	5,100.00	-	-	68.34	-
PETTIGREW, NEAL	1.70	65,500.00	202,800.00	20,250.00	3,323.87	-
PFISTER, SHERRY A	5.16	638,700.00	294,700.00	-	11,760.84	-
PFOHL, BENJAMAIN	5.15	69,900.00	254,100.00	20,250.00	4,070.25	-
PFOHL, BENJAMAIN	-	-	6,600.00	6,600.00	-	-
PIAZZA, LAWRENCE &	4.90	1,099,900.00	773,000.00	20,250.00	23,302.44	23,877.23
PICKARD, ALISHA	1.43	44,400.00	151,900.00	-	2,630.42	-
PIERCE, WILLIAM E	2.60	214,200.00	245,300.00	-	6,157.30	-
PILLSBURY, GEORGE	15.00	14,300.00	-	-	191.62	Overpaid
PINEAU, RONALD	5.50	70,400.00	120,300.00	20,250.00	2,284.03	-
PIPER, KEVIN	5.00	28,100.00	2,100.00	20,250.00	133.33	136.62
PITNEY BOWES GLOBAL FINAN	-	-	-	-	-	-
PLATNER, BRONSON	0.61	79,100.00	95,600.00	-	2,340.98	-
PLOUFFE, NANCY M	0.25	55,300.00	26,600.00	20,250.00	826.11	-
POCOCK, JOHN STEVEN	5.00	33,200.00	-	-	444.88	-
POIRIER, PATRICIA	1.00	81,800.00	123,300.00	20,250.00	2,288.16	-
POISSON, FRANCESCA	1.00	43,400.00	144,500.00	20,250.00	2,071.44	-
POLAND, KEVIN & VIRGINIA A.	2.70	498,700.00	282,200.00	25,110.00	9,472.18	-
POLITE, MARK B. (TRUSTEE)	8.16	69,300.00	3,400.00	-	974.18	-
POLITTE, MARK D	1.35	595,300.00	391,900.00	-	13,228.48	-
POLLARD, JUSTICE B	10.00	5,100.00	-	-	68.34	70.03
POLLARD, VICKI	9.00	261,400.00	209,000.00	20,250.00	6,032.01	-
POND HOUSE TRAIL	2.53	4,300.00	-	-	57.62	-
POND HOUSE TRAIL DEVELOP	2.50	4,300.00	-	-	57.62	-
POOLE, ROSEMARY	2.50	42,100.00	56,400.00	20,250.00	945.00	-
PORTLYN HOLDINGS, LLC	10.90	440,700.00	337,200.00	-	10,423.86	-
PORTO, KRISTINA	0.72	35,500.00	500.00	-	482.40	494.30
PORTO, KRISTINA	2.58	55,000.00	249,500.00	20,250.00	3,808.95	-
POUZOL, KAREN S	1.13	471,700.00	341,100.00	-	10,891.52	-
POUZOL, PHILIP R	2.00	33,800.00	24,300.00	-	778.54	-
POWELL, JOHN & WENDY,	18.00	205,200.00	87,900.00	-	3,927.54	-
POWERS, EBEN D	1.90	40,500.00	39,600.00	-	1,073.34	-
PREMIUM CHOICE	-	-	4,700.00	-	62.98	64.53
PRESTON, BONITA	5.05	57,100.00	154,600.00	20,250.00	2,565.43	-
PRICE, PERRY ALLEN	19.20	99,900.00	264,200.00	-	4,878.94	-

OWNER	ACRES	LAND VALUE	BUILDING	EXEMPT	ORIGINAL	TAX DUE
PRINKEY, DALE	1.00	89,300.00	72,800.00	-	2,172.14	-
PRIOR, CORNELIUS	3.50	805,800.00	509,200.00	-	17,621.00	18,055.65
PRIOR-CROFOOT,	2.00	256,400.00	112,600.00	25,110.00	4,282.24	-
PROUTY, FLORENCE B	115.88	194,400.00	395,400.00	20,250.00	7,135.38	-
PUGLIESE, TIMOTHY	0.62	27,300.00	10,200.00	-	502.50	1,157.09
PULGRANO, MATTHEW D	2.00	16,200.00	-	-	217.08	-
PURVIS, MARK I	1.42	34,200.00	169,000.00	20,250.00	2,451.53	3.46
PURVIS, NIGEL H	11.70	695,900.00	731,000.00	-	19,120.46	-
Pusey, Heather D	5.00	53,600.00	53,700.00	20,250.00	1,166.47	-
QUARRY HOUSE, LLC	27.40	103,800.00	58,100.00	-	2,169.46	-
QUINBY, KIPP M	0.97	69,400.00	51,600.00	20,250.00	1,350.05	-
QUIRON, CHERYLEE A	1.55	34,600.00	95,200.00	20,250.00	1,467.97	-
R. WYATT SANDERS	1.90	74,500.00	150,700.00	-	3,017.68	-
R.M. HILLYER LIVING TRUST	5.71	1,064,300.00	44,500.00	-	14,857.92	15,271.76
R4, LLC	1.31	39,000.00	105,800.00	-	1,940.32	-
RACKLIFFE, DAVID	9.60	89,600.00	152,800.00	20,250.00	2,976.81	-
RACKLIFFE, SUSAN (TIC)	4.30	80,700.00	138,000.00	20,250.00	2,324.70	-
RADCLIFF, ALYSSA	12.00	154,700.00	182,500.00	-	4,518.48	-
RAGOT, JEAN-NOEL	2.80	77,500.00	132,000.00	-	2,807.30	-
RAITEN, CHARLES	1.00	38,300.00	155,200.00	20,250.00	2,321.55	-
RAITEN, DOLLYANNE	8.00	53,600.00	122,700.00	-	2,362.42	-
RAITEN, DOLLYANNE	2.28	41,500.00	21,000.00	-	837.50	-
RAMEE, SUSAN	3.71	45,200.00	106,400.00	-	2,031.44	0.63
RAMOS, RYAN	1.93	40,600.00	96,000.00	-	1,830.44	-
RAMSDELL, ALLEN W	10.00	81,600.00	77,900.00	-	2,137.30	-
RAMSDELL, ALLEN W	11.00	82,900.00	150,100.00	20,250.00	2,850.85	-
RAND, WILLIAM B	4.00	78,000.00	248,900.00	-	4,380.46	Overpaid
RANDALL, RACHEL LYN	2.45	75,900.00	23,800.00	20,250.00	1,064.63	-
RANDALL, STEPHEN	1.00	38,300.00	79,700.00	-	1,581.20	-
RANKIN, EDWARD J	3.40	44,400.00	125,100.00	20,250.00	1,999.95	-
RAPP, NATHAN	4.00	45,900.00	167,100.00	-	2,854.20	-
RAPPAPORT, STEPHEN	0.25	87,100.00	130,800.00	20,250.00	2,648.51	-
RAPPAPORT, STEPHEN	0.50	52,600.00	-	-	704.84	-
RARED BLUE HILL, LLC	2.30	239,300.00	900,800.00	-	15,277.34	-
RAVIZZA, THOMAS	5.00	29,000.00	-	-	388.60	-
RAWCLIFFE, JUDITH D	14.50	56,700.00	111,000.00	-	2,247.18	Overpaid
RAYNES, JOSEPH	3.81	55,000.00	67,200.00	-	1,637.48	-
RAYNES, JOSEPH	12.00	69,500.00	68,900.00	20,250.00	1,583.21	1,622.26
REAM, ERIKA A	1.00	31,800.00	46,100.00	-	1,043.86	-
RECCO, LINDA J	0.74	34,700.00	49,500.00	-	1,128.28	8.51
REDBOX AUTOMATED	-	-	-	-	41.54	-
REDMAN, RANDY	3.50	44,000.00	38,800.00	20,250.00	838.17	-
REDMAN, STEPHEN	1.00	35,700.00	79,300.00	20,250.00	1,269.65	-
REED, JULIE C	2.90	68,600.00	187,300.00	20,250.00	3,157.71	-
REED, LEWIS C	2.98	24,200.00	-	-	324.28	-
REED, LEWIS C	4.04	26,900.00	24,400.00	-	687.42	-
REES, ELIZABETH	2.53	104,300.00	76,700.00	-	2,425.40	-
REID, REGINA	3.09	48,700.00	158,500.00	-	2,776.48	-
REMILLARD, BRENDA R	1.80	39,800.00	26,600.00	20,250.00	618.41	633.66
REUTER, CATHERINE M	1.50	394,500.00	300,000.00	20,250.00	9,034.95	-
RHODES, GEORGIA W	5.74	32,500.00	-	-	435.50	-
RHODES, STEPHEN G	53.00	64,800.00	-	-	868.32	-
RICE, JEFFREY L	1.90	111,800.00	101,200.00	-	2,854.20	-
RICHARD, ALLISON &	35.00	68,900.00	-	-	923.26	-
RICHARDSON, JOHN E	0.50	114,900.00	133,900.00	-	3,333.92	-
RICHARDSON, MARGARET E	1.00	522,800.00	121,000.00	-	8,626.92	-
RICHARDSON, MEREDITH	0.30	124,000.00	401,200.00	20,250.00	6,766.33	-
RICHARDSON, SUSAN	1.00	69,900.00	146,400.00	-	2,898.42	-

OWNER	ACRES	LAND VALUE	BUILDING	EXEMPT	ORIGINAL	TAX DUE
RICHARDSON, THOMAS F	2.30	837,700.00	1,352,500.00	-	29,348.68	-
RICHARDSON, THOMAS F	3.26	158,400.00	-	-	2,122.56	-
RICHTER, BRUCE W	1.50	264,800.00	270,900.00	-	7,178.38	-
RICKER, PENNY	43.00	40,100.00	16,400.00	-	757.10	-
RICKER, PENNY 1/2 INT	4.50	84,800.00	147,900.00	20,250.00	2,846.83	-
RICKER, PENNY A	2.00	51,000.00	29,000.00	-	1,072.00	1,098.44
RIGGALL, GAVIN J	10.60	190,600.00	214,900.00	20,250.00	5,162.35	-
RILEY, JANET K	5.94	93,300.00	157,300.00	20,250.00	3,086.69	-
RILEY, KAYLA A	2.59	41,300.00	37,400.00	-	1,054.58	-
ROBERTSON, BETH ANN	3.65	32,300.00	-	-	432.82	-
ROBERTSON, BETH ANN	6.20	7,900.00	-	-	105.86	-
ROBERTSON, CHRIS D	0.30	59,300.00	111,800.00	20,250.00	2,021.39	-
ROBERTSON, CORY	0.20	77,400.00	75,200.00	20,250.00	1,773.49	-
ROBERTSON, DENNIS	0.60	164,600.00	26,000.00	-	2,554.04	-
ROBERTSON, DENNIS	0.75	71,600.00	141,300.00	20,250.00	2,386.44	-
ROBERTSON, FERNALD	12.50	35,800.00	-	-	479.72	-
ROBERTSON, FERNALD	0.95	69,700.00	101,500.00	25,110.00	1,957.61	-
ROBINSON, KATHRYN	0.84	88,000.00	113,600.00	-	2,701.44	-
ROBINSON, MARY REDNER	2.83	177,800.00	298,800.00	-	6,386.44	-
ROCKY COAST REAL ESTATE	1.50	204,900.00	190,100.00	-	5,293.00	10,578.95
ROCKY COAST REAL ESTATE	-	-	79,300.00	-	1,062.62	2,154.36
RODEGAST, PETER	80.00	51,000.00	35,200.00	-	1,155.08	-
RODES, THOMAS O	3.85	173,600.00	145,400.00	-	4,274.60	-
RODES, THOMAS O	2.25	64,400.00	65,100.00	-	1,735.30	-
RODGERS, FREDANEL S	5.00	567,000.00	588,800.00	-	15,487.72	-
ROE, LEE W	1.00	69,900.00	131,000.00	25,110.00	2,355.59	-
ROELOFS, RICHARD	2.50	84,600.00	193,000.00	20,250.00	3,448.49	-
ROLFE, ROBERT A	79.97	108,400.00	50,600.00	20,250.00	1,859.25	-
ROLLINS, PATRICIA L	0.93	65,600.00	13,500.00	-	1,059.94	-
ROSEMEIER, SCOTT	3.86	37,000.00	119,100.00	20,250.00	1,670.76	-
ROSS, KEVIN R	1.26	62,500.00	94,600.00	20,250.00	1,833.79	-
ROSS, MARYANNE	1.00	26,400.00	155,600.00	20,250.00	2,167.45	-
ROUNTREE, JUDITH N.	32.00	182,800.00	358,800.00	-	6,824.16	-
ROUSSEAU, BARBARA J.	0.25	46,800.00	69,100.00	-	1,553.06	-
ROWELL, KATHRYN P. &	75.00	116,500.00	-	-	1,561.10	Overpaid
ROY-GERMAN, GARY L	1.93	72,700.00	208,000.00	-	3,761.38	-
ROYSTER, VIRGINIA	3.30	86,300.00	-	-	1,156.42	-
ROYSTER, VIRGINIA P	4.50	1,105,000.00	267,500.00	20,250.00	16,997.40	-
RSQ, LLC	3.60	1,190,900.00	577,200.00	-	23,692.54	-
RTWB, LLC	62.00	69,900.00	-	-	936.66	-
RUDLOE, ISAAC	0.20	79,300.00	132,500.00	20,250.00	2,566.77	-
RUDLOE, ISAAC J	0.30	81,500.00	-	-	1,092.10	-
RUDOLPH, NANCY &	0.25	40,800.00	52,600.00	-	1,251.56	-
RUNNELLS, GARY G JR.	5.20	37,100.00	222,400.00	20,250.00	3,205.95	-
RUSSELL, KENNETH R	3.66	50,100.00	320,500.00	-	4,966.04	5,083.76
RUSSELL, KENNETH R	4.27	28,200.00	-	-	377.88	386.84
RUSSELL, KENNETH R	3.20	25,500.00	-	-	341.70	349.80
RYAN, ANNA MAY LEIGHTON	2.50	42,100.00	66,100.00	-	1,449.88	-
RYAN, CASEYBlue Hill	2.41	36,700.00	123,300.00	-	2,144.00	2,196.89
RYAN, CONSTANCE L	6.30	83,300.00	52,300.00	20,250.00	1,422.54	-
RYAN, DANIEL T	0.60	30,600.00	98,500.00	20,250.00	1,458.59	-
RYAN, GERRY L	5.00	40,200.00	22,100.00	20,250.00	563.47	577.37
RYNBRANDT, JENNIFER	0.31	26,900.00	44,300.00	-	954.08	-
SADLIER, HUGH	0.60	118,400.00	140,100.00	20,250.00	3,192.55	-
SALTONSTALL, ROBIN ROSE	4.00	88,400.00	123,500.00	-	2,839.46	-
SANDERS, BRYNN	7.40	40,000.00	-	-	536.00	-
SANDLIN, JOSEPH ALLAN	3.60	76,300.00	-	-	1,022.42	-
SANDLIN, JOSEPH ALLAN	6.00	144,500.00	209,000.00	-	4,736.90	3,074.00

OWNER	ACRES	LAND VALUE	BUILDING	EXEMPT	ORIGINAL	TAX DUE
SANDS, CHRISTOPHER	7.30	100,000.00	-	-	1,340.00	-
SAUNDERS, BRADLEY	23.00	2,500.00	-	-	33.50	-
SAUNDERS, BRADLEY	40.00	4,600.00	-	-	61.64	-
SAUNDERS, BRADLEY J	90.00	14,100.00	-	-	188.94	-
SAUNDERS, CHRISTOPHER	1.00	29,500.00	30,900.00	-	809.36	-
SAUNDERS, WALTER J JR	2.00	40,800.00	129,600.00	20,250.00	2,012.01	-
SAURUGGER, PETER N	7.50	23,700.00	-	-	317.58	0.81
SAVALCHAK, MARTIN J	1.02	144,200.00	224,300.00	20,250.00	4,666.55	-
SAVIDGE, G PAUL	17.00	16,300.00	-	-	218.42	0.55
SAWYER, DANA W. & STEPHANI	5.27	54,400.00	37,200.00	-	1,227.44	-
SAWYER, RICHARD M	16.99	73,500.00	95,900.00	-	2,269.96	-
SCARANO, MARK A	20.00	20,400.00	-	-	273.36	-
SCHEFF, JEFFREY S	2.47	76,000.00	272,100.00	20,250.00	4,393.19	-
SCHELLHASE, ELISE	5.03	32,600.00	136,700.00	20,250.00	1,997.27	-
SCHEUTZOW, DONNA M	6.37	51,500.00	101,900.00	25,110.00	1,565.68	-
SCHIDZICK-BRUNELLE,	1.20	33,700.00	111,500.00	-	1,945.68	-
SCHILDROTH, CORY J	3.00	43,400.00	151,200.00	-	2,607.64	-
SCHLUETER, JOHN	5.50	129,600.00	48,500.00	-	2,386.54	-
SCHMIDT, KIM A CASE	5.00	61,200.00	-	-	820.08	-
SCHNEIDER, DAVID	2.24	86,300.00	123,000.00	-	2,804.62	-
SCHNEIDER, DAVID M	3.06	115,000.00	448,900.00	-	7,556.26	-
SCHNEIDER, SARAH C	5.15	36,100.00	35,100.00	-	954.08	27.80
SCHNEIDER, SUSAN	15.00	44,600.00	-	-	597.64	-
SCHNIERLEIN, JOSEPH E. &	20.00	19,100.00	-	-	255.94	-
SCHOFIELD, DAVID	0.55	56,900.00	125,900.00	20,250.00	2,007.18	-
SCHRADER, DEBRA	5.60	92,500.00	135,900.00	20,250.00	2,789.21	-
SCHUBECK, WILLIAM	23.00	102,400.00	-	-	1,372.16	-
SCHUMANN, ROMAN	0.70	188,800.00	313,300.00	-	6,728.14	-
SCHUNEMANN, CHRISTINA	0.90	45,000.00	128,700.00	-	2,327.58	-
SCHUNEMANN, CHRISTINA	3.47	57,300.00	-	-	767.82	-
SCIENTIFIC GAMES INC	-	-	-	-	38.86	-
SCOTT, MICHAEL	5.10	48,700.00	287,400.00	20,250.00	4,232.39	-
SCOTT, MICHAEL S	17.20	21,900.00	-	-	293.46	-
SCROGGY, ARDENE	0.60	188,400.00	171,300.00	25,110.00	4,483.51	-
SEALANDER, ELSIE A	2.80	47,900.00	216,800.00	20,250.00	3,039.12	-
SEASIDE CEMETERY	10.90	1,155,600.00	-	1,155,600.00	-	-
SEAWARD-BLUE HILL, LLC	-	59,500.00	157,100.00	-	2,902.44	-
SECLUDED ESCAPES, LLC	105.70	119,500.00	-	-	1,601.30	-
SEEGER, RICHARD	3.40	65,600.00	34,000.00	-	1,334.64	-
SEEGER, RICHARD EJR	0.20	316,900.00	262,600.00	20,250.00	7,493.95	-
SEELEY, TIMOTHY J	10.90	65,700.00	208,000.00	20,250.00	3,396.23	3,480.00
SEIDLE, DORIS A (TRUSTEE)	3.00	76,300.00	177,100.00	-	3,395.56	-
SEMLER, CHRISTOPHER	1.40	739,500.00	214,300.00	-	12,780.92	-
SEMLER, LUCIE H	0.50	116,000.00	168,500.00	20,250.00	3,540.95	-
SEMLER, PARKER	7.94	186,000.00	175,900.00	-	4,849.46	-
SEMLER, R. PARKER,	1.00	149,800.00	91,700.00	-	3,236.10	3,315.92
SEMLER, R. PARKER,	1.60	79,100.00	-	-	1,059.94	1,086.09
SERENITEA LANE, LLC	6.67	96,100.00	51,300.00	-	1,975.16	-
SEVEN ACRES LLC	8.50	1,578,900.00	895,900.00	-	33,162.32	-
SEVEN CHIMNEYS LLC	5.50	325,300.00	1,356,100.00	-	22,530.76	-
SEVEN CHIMNEYS LLC	4.00	306,400.00	-	-	4,105.76	-
SEVEN CHIMNEYS LLC	5.40	323,400.00	170,600.00	-	6,619.60	-
SEVEN CHIMNEYS LLC	6.70	436,900.00	-	-	5,854.46	-
SEVEN CHIMNEYS LLC	0.70	15,600.00	9,400.00	-	335.00	-
SEYMOUR MCLAUGHLIN	3.50	87,100.00	183,800.00	20,250.00	3,358.71	-
SHACKETT, LOUISE G	4.43	89,500.00	101,300.00	20,250.00	2,107.98	-
SHAW, CURTIS S	5.50	964,800.00	1,450,900.00	-	32,370.38	-
SHAW, STUART B	1.90	150,500.00	151,900.00	-	4,052.16	-

OWNER	ACRES	LAND VALUE	BUILDING	EXEMPT	ORIGINAL	TAX DUE
SHAY, MATTHEW J	5.20	30,700.00	-	-	411.38	-
SHEAHAN, MICHAEL D	1.62	101,400.00	80,600.00	-	2,438.80	-
SHEEHAN, SCOTT D	3.00	6,800.00	14,900.00	-	290.78	297.95
SHELBY H. SILVERNAIL	4.30	1,315,800.00	795,400.00	-	28,290.08	28,986.88
SHELTON, GREGORY S	20.00	138,500.00	-	-	1,855.90	-
SHENK, JANET L	2.15	96,300.00	118,700.00	-	2,881.00	-
SHEPHERD, MARTHA W	2.40	34,200.00	64,300.00	-	1,319.90	-
SHERIDAN BILLINGS, LLC.	16.50	173,300.00	19,900.00	-	2,588.88	-
SHIELDS, JENI L	2.27	22,400.00	-	-	300.16	-
SHIPMAN, JACOBSON M	20.04	63,800.00	83,500.00	20,250.00	1,702.47	-
SHOEMAKER, DAVID G	8.50	52,900.00	175,700.00	-	3,063.24	-
SIBBALD, DIANA	0.33	42,000.00	96,600.00	-	1,857.24	-
SICHTERMAN, NICHOLAS	0.67	68,200.00	206,500.00	20,250.00	3,165.12	-
SICHTERMAN, NICHOLAS	0.50	112,800.00	125,800.00	-	3,197.24	-
SIEKKINEN, GEORGE O JR	4.50	53,600.00	-	-	718.24	-
SILVERMAN, SUSAN B	0.70	137,200.00	111,500.00	-	3,332.58	Overpaid
SIMON, WILLIAM	12.50	262,000.00	356,100.00	20,250.00	8,011.19	-
SIMONDS, KIMBERLY JO	2.35	41,700.00	148,500.00	-	2,548.68	-
SIMS, MARK E	0.36	348,600.00	501,400.00	-	11,390.00	-
SISTERS SALSA, INC.	1.30	39,000.00	82,900.00	-	1,633.46	-
SKILLIN, TIMOTHY	1.35	314,700.00	83,000.00	-	5,329.18	107.08
SLAGEL, JEANINE K	8.00	45,100.00	99,800.00	20,250.00	1,670.31	-
SLAVEN KIMBERLY	20.00	13,600.00	-	-	182.24	-
SLAVEN, HARLEY	0.33	74,300.00	77,700.00	-	2,036.80	-
SLAVEN, HARLEY E	5.40	13,300.00	-	-	178.22	-
SLAVEN, HARLEY ELLIS	4.03	6,900.00	8,300.00	-	203.68	-
SLAVEN, HARLEY ELLIS	3.70	134,700.00	156,400.00	-	3,900.74	-
SLAVEN, KIMBERLY	8.50	104,800.00	150,700.00	-	3,423.70	-
SLAVEN, RALPH E JR	51.10	120,600.00	-	-	1,616.04	-
SLAVEN, RALPH E JR	3.40	57,100.00	-	-	765.14	-
SLAVEN, RALPH E., JR	4.00	52,300.00	-	-	700.82	-
SLAVEN, RALPH JR	-	-	5,200.00	-	69.68	-
SLAVEN, RALPH JR	0.60	97,700.00	241,500.00	20,250.00	4,273.93	-
SLAVEN, TERESA	3.60	50,000.00	85,900.00	20,250.00	1,549.71	-
SLAVEN, TOREY	1.00	38,300.00	30,200.00	-	917.90	-
SMALL, PHILIP	14.00	13,400.00	-	-	179.56	Overpaid
SMALL, PHILIP G	1.00	36,200.00	95,900.00	20,250.00	1,368.36	-
SMILEY, NISA R	0.60	37,200.00	96,800.00	-	1,795.60	-
SMITH, COLBY P	50.00	82,500.00	7,000.00	20,250.00	927.95	-
SMITH, DIANE	2.60	67,800.00	115,900.00	20,250.00	2,018.52	-
SMITH, FOSTER B	3.60	44,100.00	106,800.00	20,250.00	1,750.71	-
SMITH, JERIN A	2.70	47,700.00	13,200.00	20,250.00	544.71	-
SMITH, JESSICA	-	-	11,600.00	-	155.44	-
SMITH, JR., BRIAN D	3.20	42,500.00	130,400.00	20,250.00	2,045.51	53.44
SMITH, LORETTA J	2.50	44,000.00	66,000.00	-	1,474.00	-
SMITH, MARY B	0.30	47,200.00	104,300.00	-	2,030.10	-
SMITH, RHONDA L	3.00	43,400.00	71,300.00	-	1,536.98	-
SMITH, RUSSELL I	1.90	40,000.00	66,700.00	20,250.00	1,158.43	-
SMITH, THEODORE C	13.00	54,400.00	-	-	728.96	-
SMITH, THEODORE C	-	-	40,300.00	-	540.02	-
SMITH, THOMAS	1.02	46,800.00	103,700.00	20,250.00	1,745.35	-
SMITH, THOMAS C	2.10	39,100.00	91,600.00	-	1,751.38	-
SMITHGALL, JAMES T	18.10	96,200.00	-	-	1,289.08	-
SMITHGALL, JAMES T	3.60	769,300.00	568,200.00	-	17,922.50	-
SMITHGALL, JAMES T	17.50	95,400.00	-	-	1,278.36	-
SMYTHE, T.H. BUTLER, II,	-	-	6,300.00	6,300.00	-	-
SMYTHE, T.H. BUTLER, II,	5.31	74,700.00	177,500.00	25,110.00	3,043.01	-
SNOW, ANNA	0.80	27,800.00	115,900.00	20,250.00	1,514.52	-

OWNER	ACRES	LAND VALUE	BUILDING	EXEMPT	ORIGINAL	TAX DUE
SNOW, BARBARA W	13.20	78,000.00	233,500.00	20,250.00	3,628.80	-
SNOW, BARBARA W	5.00	40,800.00	-	-	546.72	-
SNOW, CHRISTIE M	2.40	33,300.00	43,100.00	-	1,023.76	-
SNOW, FAITH	1.20	38,800.00	100,700.00	20,250.00	1,597.95	-
SNOW, JANIS LEACH	14.21	1,200.00	-	-	16.08	-
SNOW, JEFFREY L	0.50	30,800.00	89,200.00	-	1,608.00	-
SNOW, JOSHUA ERIC	1.51	73,600.00	331,200.00	20,250.00	5,152.97	-
SNOW, LESLIE REVOCABLE	20.95	88,500.00	-	-	1,185.90	-
SNOW, MICHAEL	37.00	35,400.00	-	-	474.36	-
SNOW, MICHAEL	2.30	28,800.00	-	-	385.92	-
SNOW, MICHAEL	30.07	66,800.00	82,700.00	-	2,003.30	-
SNOW, MICHAEL	1.60	39,600.00	-	-	530.64	-
SNOW, MICHAEL W	12.00	3,800.00	-	-	50.92	-
SNOW, MICHAEL W	4.00	71,400.00	551,000.00	20,250.00	8,068.81	-
SNOW, NANCY	1.00	72,300.00	88,300.00	-	2,152.04	-
SNOW, STEPHEN	0.73	10,900.00	-	-	146.06	-
SNOW, STEPHEN	11.50	49,500.00	134,800.00	20,250.00	2,198.27	-
SNOW, THOMAS L	2.06	28,200.00	-	-	377.88	-
SNOWDEAL, JASON	2.50	76,100.00	149,100.00	20,250.00	2,746.33	5,465.28
SNYDER, WESLEY A	2.50	42,100.00	117,700.00	-	2,141.32	-
SO. BLUE HILL LADIES PUBLIC	0.10	27,000.00	145,400.00	172,400.00	-	-
SOCKEYE SALMON, LLC	20.55	356,200.00	361,000.00	-	9,610.48	-
SOMERS-ARTHUR, JULIA	5.00	82,500.00	99,300.00	-	2,436.12	-
SOPER, BRIAN	0.40	45,300.00	114,400.00	20,250.00	1,868.63	-
SORIANO, JOSE	1.80	964,800.00	486,300.00	-	19,444.74	-
SORICH, DAVID W	1.96	101,800.00	303,600.00	-	5,432.36	-
SOUKUP, MICHAEL A	10.00	7,200.00	-	-	96.48	-
SOUKUP, MICHAEL A	57.80	208,900.00	384,800.00	20,250.00	7,684.23	-
SOUTH BLUE HILL BAPTIST	1.60	164,100.00	114,700.00	278,800.00	-	-
SOUTHARD, JOHN	-	59,500.00	151,300.00	-	2,824.72	-
SOUTHSTREET DEVELOPEMENT	4.22	627,700.00	1,847,900.00	-	33,173.04	-
SPAMPANATO, TERRENCE M	7.33	34,400.00	-	-	460.96	-
SPANGLER, WILLIAM	33.33	89,000.00	191,900.00	20,250.00	3,492.71	3,578.86
SPRAGUE, ELIZABETH M	2.00	35,700.00	50,200.00	20,250.00	879.71	-
SPRAGUE, NANCY L	2.40	533,800.00	350,200.00	20,250.00	11,574.25	-
SPRINGER, LAWRENCE E	9.40	955,800.00	1,241,700.00	-	29,446.50	-
SPRINGER, MORGAN	1.50	65,000.00	135,300.00	-	2,684.02	-
SQUIRES, SUSAN	27.00	33,600.00	-	-	450.24	-
STANBURY JR., JOHN	22.00	48,500.00	-	-	649.90	-
STANLEY, BRITTANY L	1.19	37,800.00	127,500.00	20,250.00	1,943.67	-
STANTON, AMANDA	2.00	313,100.00	256,800.00	-	7,636.66	-
STARK, ALEXANDRA R	4.10	37,700.00	-	-	505.18	-
STARK, ALEXANDRA R	9.90	62,300.00	-	-	834.82	-
STARK, ALEXANDRA S	9.20	177,700.00	142,000.00	-	4,283.98	-
STARRATT, KATRIN R	1.00	38,300.00	151,200.00	20,250.00	2,091.60	-
STATE OF MAINE	0.75	73,600.00	-	73,600.00	-	-
STATE OF MAINE, IFW	3.50	44,600.00	-	44,600.00	-	-
STEARNS, DAVID W	2.50	47,200.00	161,100.00	20,250.00	2,519.87	-
STEELE, JULIE	1.90	37,500.00	26,800.00	20,250.00	590.27	-
STEIN, THOMAS R. QPRT U/A/D	4.30	618,100.00	711,800.00	-	17,820.66	-
STEPHENS, CHARLES J	50.00	69,600.00	256,700.00	20,250.00	3,816.54	-
STEPHENS, CHARLES J	3.09	30,800.00	-	-	412.72	-
STEPHENS, ROBERT W	-	-	13,900.00	13,900.00	-	-
STEPHENS, ROBERT W	20.00	206,600.00	234,200.00	20,250.00	5,635.37	-
STERN, LINDA	2.20	116,000.00	49,700.00	-	2,220.38	-
STEVENS 2021 SPOUSAL	0.25	7,400.00	-	-	99.16	-
STEVENS 2021 SPOUSAL	4.00	1,007,300.00	198,800.00	-	16,161.74	-
STEVENS 2021 SPOUSAL	3.40	1,087,200.00	1,100,700.00	-	29,317.86	-

OWNER	ACRES	LAND VALUE	BUILDING	EXEMPT	ORIGINAL	TAX DUE
STILLS POINT REALTY LLC	29.30	1,124,400.00	1,967,700.00	-	41,434.14	-
STINSON, JAMES M	0.50	28,200.00	23,300.00	-	690.10	-
STOERRLE, ROBERT A	5.00	74,000.00	256,700.00	20,250.00	4,160.03	-
STOOKEY, NOEL	3.31	969,100.00	598,300.00	20,250.00	20,731.81	-
STOOKEY, NOEL	-	-	6,200.00	6,200.00	-	-
STOOKEY, NOEL	-	-	4,000.00	4,000.00	-	-
STOOKEY, NOEL P	59.00	9,600.00	-	-	128.64	-
STORCK, RICHARD R	7.80	884,500.00	327,400.00	-	16,239.46	-
STORMS, WILLIAM	2.70	37,500.00	90,100.00	-	1,709.84	-
STOVER, DOUGLAS E	5.03	40,200.00	27,200.00	20,250.00	553.14	-
STOVER, EDWARD E	5.20	37,100.00	92,000.00	20,250.00	1,458.59	-
STOVER, JENNIFER P	3.70	32,400.00	-	-	434.16	855.65
STOVER, MARY E	0.23	17,500.00	19,400.00	-	494.46	1,022.90
STRASENBURGH, LYNNE B	0.30	147,300.00	152,700.00	20,250.00	3,483.90	-
STREHAN, CHRISTOPHER J	29.00	78,400.00	116,600.00	20,250.00	2,341.65	-
STRONG, ANDRE	0.35	50,600.00	98,700.00	-	2,000.62	-
STRUEVER, NANCY	75.00	147,100.00	195,200.00	-	4,586.82	-
STRUEVER, NANCY	32.00	75,900.00	46,700.00	-	1,642.84	-
STRUVE, NANCY L	0.60	118,400.00	129,300.00	-	3,319.18	-
STRUVE, NANCY L	2.32	414,600.00	-	-	5,555.64	-
STWERTKA, ALEXANDER	1.10	43,600.00	97,800.00	-	1,894.76	-
SUCSY, CORRINE B	123.00	110,000.00	168,100.00	25,110.00	3,390.07	-
SUCSY, CORRINE B	1.80	35,200.00	130,500.00	-	2,220.38	-
SUEBETSAL, LLC	569.00	31,200.00	-	-	418.08	-
SUEBETSAL, LLC	20.00	600.00	-	-	8.04	-
SULLIVAN, KAREN	2.93	24,000.00	-	-	321.60	-
SULLIVAN, KAREN	1.78	21,100.00	-	-	282.74	-
SULLIVAN, KAREN	1.55	20,500.00	-	-	274.70	-
SULLIVAN, KAREN	2.12	28,400.00	-	-	380.56	-
SULLIVAN, PAUL D.,	11.40	36,600.00	-	-	490.44	-
SULLIVAN, ROBERT M	-	-	8,500.00	8,500.00	-	-
SULLIVAN, ROBERT M	111.00	56,100.00	193,700.00	20,250.00	3,075.97	-
SULLIVAN, ROBERT M	26.00	3,500.00	-	-	46.90	-
SULLIVAN, THEODORE	0.55	123,100.00	104,000.00	20,250.00	2,771.79	-
SUNDE, ELIZABETH	5.01	68,000.00	-	-	911.20	-
SUSAN S. TAYLOR,	2.34	448,000.00	808,500.00	-	16,837.10	-
SWEENEY, THOMAS W	1.10	161,900.00	270,500.00	-	5,794.16	-
SWEET, DENIS M	4.89	90,700.00	234,800.00	20,250.00	3,805.20	-
SWEET, LAURIE R.	5.20	129,900.00	194,700.00	-	4,349.64	-
SWIFT, JAMES A	0.50	117,900.00	203,900.00	20,250.00	3,758.58	-
TAHERI, PAUL	2.86	576,000.00	813,400.00	-	18,617.96	-
TALBOT, JESSICA ANN	0.70	41,200.00	113,200.00	20,250.00	1,797.61	-
TALL TIMBERS REAL ESTATE	100.00	2,087,800.00	255,200.00	-	31,396.20	-
TAPLEY, JEAN E	3.70	87,600.00	90,700.00	20,250.00	1,950.48	-
TAPLEY, KATE J	8.00	147,900.00	155,600.00	-	4,066.90	-
TAPLEY, ROBERT M	1.00	161,500.00	132,900.00	20,250.00	3,413.34	-
TAPLIN, COURTNEY N	1.50	39,500.00	145,600.00	20,250.00	2,208.99	-
TAPLIN, MARK	87.50	132,600.00	178,900.00	20,250.00	3,902.75	-
TAPLIN, MARK	40.00	27,200.00	-	-	364.48	-
TAPLIN, MARK	7.00	6,700.00	-	-	89.78	-
TAPLIN, MARK A	1.00	19,300.00	24,500.00	-	586.92	-
TARBELL, JOSEPH A	5.30	30,100.00	-	-	403.34	-
TARJAN, JAN R	16.50	45,300.00	-	-	607.02	-
TARLOW, LINDA J	3.20	43,900.00	134,200.00	20,250.00	2,115.19	-
TARR, TRACY, MICHAEL,	1.50	65,000.00	80,700.00	-	1,952.38	2,000.54
TAYLOR, EMILY D	2.00	74,800.00	281,000.00	-	4,767.72	-
TAYLOR, PHYLLIS D	5.80	619,700.00	510,900.00	20,250.00	14,878.69	-
TEIXIDO, NINA	15.36	337,600.00	302,100.00	-	8,571.98	-

OWNER	ACRES	LAND VALUE	BUILDING	EXEMPT	ORIGINAL	TAX DUE
THE BAY SCHOOL	38.85	66,000.00	-	66,000.00	-	-
THE BLUE HILL MEMORIAL	0.33	154,100.00	100,500.00	-	3,411.64	3,495.79
THE BLUE HILL REALTY TRUST	2.20	787,300.00	993,100.00	-	23,857.36	-
THE GEORGE C. ALLEN	13.00	70,400.00	-	-	943.36	-
THE HANCOCK FAMILY TRUST	0.50	117,900.00	140,100.00	-	3,457.20	-
THE HAYES MAINE FAMILY	57.00	39,200.00	-	-	525.28	-
THE HAYES MAINE FAMILY	12.00	36,500.00	21,700.00	-	779.88	-
THE HAYES MAINE FAMILY	25.00	3,300.00	-	-	44.22	-
THE HSJ REAL ESTATE TITLE	120.00	83,500.00	-	-	1,118.90	-
THE JENNIFER & ROBERT	33.00	229,900.00	192,600.00	-	5,661.50	-
THE LAWRENCE FAMILY	3.40	165,300.00	1,722,300.00	1,887,600.00	-	-
THE MANOR HOUSE, LLC	2.90	539,300.00	404,000.00	20,250.00	12,368.87	-
THE MERRIMAN FAMILY	0.50	67,800.00	142,200.00	25,110.00	2,477.53	-
THE PENDLETON	0.28	177,900.00	305,500.00	-	6,477.56	-
THE RESTATED SHERWIN 2000	12.40	64,300.00	273,100.00	-	4,521.16	-
THE RICKER HOMESTEAD	4.50	84,800.00	106,800.00	-	2,567.44	-
THE SAUNDERS REAL ESTATE	2.50	2,900.00	-	-	38.86	-
THE SAUNDERS REAL ESTATE	5.50	4,900.00	-	-	65.66	-
THE SEAN ST. L.L. GUINNESS	1.30	579,500.00	378,000.00	-	12,830.50	-
THERIOT, SUSAN B	3.50	49,700.00	148,900.00	20,250.00	2,389.89	-
THOMAS, MARK	3.81	45,400.00	191,800.00	-	3,178.48	-
THOMAS, STEVEN R	6.60	51,800.00	211,300.00	-	3,525.54	-
THOMPSON, CHRISTINE	1.15	23,800.00	33,000.00	-	761.12	779.89
THOMPSON, SHARON M	1.02	115,000.00	138,500.00	20,250.00	3,125.55	-
THORS, REGINALD F	4.90	742,900.00	373,900.00	-	14,965.12	-
THORS, REGINALD F. &	2.40	218,500.00	-	-	2,927.90	-
THORSEN, DWIGHT	1.50	8,600.00	-	-	115.24	-
THULIN, JESSE C	1.00	43,400.00	151,400.00	20,250.00	2,338.97	-
TIAA COMMERCIAL	-	-	-	-	-	-
TILLOTSON, MAURA	4.10	33,400.00	16,100.00	-	663.30	-
TILLOTSON, MAURA L	4.09	46,100.00	163,000.00	20,250.00	2,530.59	196.77
TILTON, DAVID S	0.25	46,800.00	40,900.00	-	1,175.18	-
TIME WARNER CABLE	-	-	-	-	5,824.98	-
TITCOMB PROPERTIES	0.30	54,200.00	142,900.00	-	2,641.14	-
TITCOMB PROPERTIES,	2.60	84,300.00	333,600.00	-	5,599.86	-
TITCOMB PROPERTIES,	-	-	7,400.00	7,400.00	-	-
TITCOMB, TERRI W	0.99	261,400.00	90,300.00	20,250.00	4,431.42	-
TOOLEY, ANDREW T	1.12	40,200.00	148,700.00	-	2,531.26	-
TORREY, CHRISTOPHER	1.57	39,700.00	176,700.00	20,250.00	2,628.41	-
TORREY, GEORGE W III	2.00	66,300.00	127,600.00	-	2,598.26	-
TORREY, LAWRENCE	1.00	44,800.00	95,400.00	25,110.00	1,399.36	-
TOWN OF BLUE HILL	0.05	28,500.00	-	28,500.00	-	-
TOWN OF BLUE HILL	11.25	327,700.00	-	327,700.00	-	-
TOWN OF BLUE HILL	0.30	69,800.00	-	69,800.00	-	-
TOWN OF BLUE HILL	95.00	130,100.00	123,800.00	253,900.00	-	-
TOWN OF BLUE HILL	0.50	360,600.00	15,300.00	375,900.00	-	-
TOWN OF BLUE HILL	0.25	6,400.00	-	6,400.00	-	-
TOWN OF BLUE HILL	-	-	45,500.00	-	609.70	624.74
TOWN OF BLUE HILL	175.00	499,800.00	-	499,800.00	-	-
TOWN OF BLUE HILL	5.00	165,800.00	-	165,800.00	-	-
TOWN OF BLUE HILL	5.00	127,500.00	-	127,500.00	-	-
TOWN OF BLUE HILL	0.08	4,200.00	-	4,200.00	-	-
TOWN OF BLUE HILL	-	-	10,900.00	10,900.00	-	-
TOWN OF BLUE HILL	2.00	892,500.00	-	892,500.00	-	-
TOWN OF BLUE HILL	2.20	976,700.00	222,200.00	1,198,900.00	-	-
TOWN OF BLUE HILL	0.35	208,800.00	427,100.00	635,900.00	-	-
TOWN OF BLUE HILL	11.04	63,800.00	-	63,800.00	-	-
TOWN OF BLUE HILL	9.15	556,100.00	-	556,100.00	-	-

OWNER	ACRES	LAND VALUE	BUILDING	EXEMPT	ORIGINAL	TAX DUE
TOWN OF BLUE HILL	1.00	34,000.00	84,100.00	118,100.00	-	-
TOWN OF BLUE HILL (WWTP)	-	-	1,277,500.00	1,277,500.00	-	-
Town of Blue Hill TAP	15.00	19,100.00	-	-	255.94	1,519.10
Town of Blue Hill TAP	1.00	2,600.00	-	-	34.84	392.85
TOWN OF BLUE HILL ATHLETIC	21.00	99,000.00	36,600.00	135,600.00	-	-
TOWN OF BLUE HILL TAP	-	-	27,400.00	-	367.16	4,207.38
Town of Blue Hill TAP	-	-	8,100.00	-	108.54	709.46
Town of Blue Hill TAP	85.26	65,800.00	-	-	881.72	4,666.80
TOWNSEND, MARK J	1.47	47,900.00	104,100.00	-	2,036.80	-
TRAUB, ANDREW W	58.20	117,800.00	202,300.00	20,250.00	4,017.99	-
TRAUB, RICHARD L	2.00	93,500.00	134,800.00	-	3,059.22	-
TREE OF LIFE	0.52	120,000.00	255,000.00	375,000.00	-	-
TREITLER, H MAX	0.35	178,500.00	154,200.00	-	4,458.18	-
TREITLER, HENRICK MAX	5.00	23,800.00	800.00	-	329.64	9.22
TREITLER, HENRICK MAX	2.75	23,800.00	-	-	318.92	-
TRELEASE, TIMOTHY M	9.00	54,800.00	145,600.00	-	2,685.36	-
TRIBBETT, KAREN G	83.00	68,600.00	201,100.00	20,250.00	3,342.63	-
TRIBBETT, KAREN G	115.00	43,100.00	15,100.00	-	779.88	-
TRUEHEART, HARRY P III	2.38	721,500.00	343,400.00	-	14,269.66	-
TRUNDY, AMY E	11.10	57,500.00	174,400.00	20,250.00	2,836.11	-
TUFTS, SCOTT	5.70	58,700.00	191,600.00	20,250.00	3,082.67	-
TUNNEY, AMY E	0.97	29,500.00	89,500.00	20,250.00	1,323.25	-
TURKE, PHILLIP	0.40	61,400.00	43,000.00	4,860.00	1,333.84	-
TURNER, WINSTON M	-	59,500.00	105,700.00	-	2,213.68	-
TWIN BROOKS, LLC	87.00	728,400.00	470,200.00	-	16,061.24	-
TWO07 LLC	0.25	50,200.00	88,300.00	-	1,855.90	0.92
TYLER RENTAL, LLC	4.04	49,400.00	88,000.00	-	1,841.16	-
TYLER, BETTY	45.40	135,200.00	244,100.00	20,250.00	4,811.27	-
TYLER, JEREMY T	3.19	77,800.00	317,900.00	20,250.00	5,031.03	-
TYLER, JERUSHA R	0.39	23,200.00	61,800.00	20,250.00	867.65	-
TYLER, JOYCE	3.32	25,000.00	-	-	335.00	-
TYLER, JOYCE	1.50	7,700.00	-	-	103.18	-
TYLER, KEAVENY	4.56	79,400.00	237,700.00	20,250.00	3,977.79	-
TYLER, KEAVENY	14.50	26,100.00	-	-	349.74	-
TYLER, KEAVENY;	58.36	100,000.00	-	-	1,340.00	Overpaid
TYLER, KYLE	0.13	16,400.00	25,100.00	-	556.10	-
TYLER, KYLE	3.00	48,500.00	133,900.00	20,250.00	2,002.14	-
TYLER, KYLE H	0.95	45,900.00	167,700.00	-	2,862.24	-
U.S. BANK NATIONAL	-	-	-	-	-	-
ULUMURI, LLC	1.40	193,700.00	139,400.00	-	4,463.54	-
UNION STREET CEMETERY	1.10	125,300.00	-	125,300.00	-	-
UNION TRUST CO.	0.40	222,700.00	285,200.00	-	6,805.86	-
VAGT, ROBERT F	75.00	60,600.00	-	-	812.04	-
VALANDRO, PAUL	3.50	31,900.00	-	-	427.46	0.14
VALENTIN SANTANA	0.75	64,300.00	149,200.00	-	2,860.90	-
VAN DUIJIN, CHRISTINA	3.30	49,200.00	207,200.00	20,250.00	3,164.41	-
VAN DUYN, CAROLY A	1.00	42,500.00	3,600.00	-	617.74	-
VAN HOFF, KEMPTON B	30.26	54,700.00	-	-	732.98	-
VANSTONE, ERICA	0.50	18,000.00	-	-	241.20	247.15
VEAZIE, DOUGLAS	1.29	30,500.00	63,900.00	20,250.00	993.61	-
VEAZIE, DOUGLAS J	3.80	36,900.00	26,800.00	-	853.58	-
VEAZIE, DOUGLAS R JR	81.30	243,400.00	210,200.00	20,250.00	5,806.89	-
VEAZIE, JOHN F	0.98	26,400.00	39,900.00	20,250.00	617.07	-
VEAZIE, THOMAS	0.50	16,200.00	800.00	-	227.80	-
VEAZIE, THOMAS	94.60	276,100.00	128,300.00	-	5,418.96	-
VEAZIE, THOMAS	12.00	63,800.00	128,900.00	20,250.00	2,310.83	-
VER LEE, PETER	-	72,300.00	161,400.00	-	3,131.58	-
VERSANT POWER	14.90	49,600.00	-	-	664.64	-

OWNER	ACRES	LAND VALUE	BUILDING	EXEMPT	ORIGINAL	TAX DUE
VERSANT POWER	0.20	5,724,400.00	-	-	76,706.96	-
VIASAT, INC	-	-	-	-	13.40	59.77
VIKING, INC	11.10	20,500.00	-	-	274.70	-
VIKING, INC	108.27	137,500.00	-	-	1,842.50	-
VIKING, INC	5.07	140,500.00	650,700.00	-	10,602.08	-
VILLAGE IMPROVEMENT	0.20	66,500.00	156,900.00	223,400.00	-	-
VINALL, HARRY	1.20	43,800.00	156,000.00	20,250.00	2,405.97	-
VINER, JACE R	1.00	43,400.00	85,800.00	-	1,731.28	Overpaid
VOGT, KENNETH W	-	59,500.00	138,600.00	20,250.00	2,383.19	-
VU, TOTAM Q	10.20	103,500.00	192,000.00	20,250.00	3,688.35	-
VU, TOTAM Q	16.00	20,400.00	-	-	273.36	-
W. TABB MOORE &	7.00	1,606,500.00	735,100.00	-	31,377.44	-
WABASHA LEASING, LLC	-	-	-	-	101.84	-
WAIT, SIERRA K	3.14	75,800.00	234,300.00	-	4,155.34	-
WALDEN, JONATHAN W	13.00	164,200.00	581,800.00	20,250.00	9,725.05	-
WALGREEN EASTERN CO.,	-	-	-	-	1,256.92	-
WALKER, ANNE M. & WALKER,	2.47	33,500.00	70,500.00	20,250.00	1,014.30	Overpaid
WALKER, ROBERT S	57.80	136,600.00	202,100.00	20,250.00	4,267.23	-
WALLS, KATRINA G	3.31	44,100.00	117,600.00	-	2,166.78	-
WALLS, TIMOTHY R	1.75	40,200.00	55,600.00	20,250.00	1,012.37	-
WALSH, SEAN C	4.57	74,000.00	196,600.00	20,250.00	3,354.69	-
WALTON, JAMES V	18.00	49,700.00	27,100.00	20,250.00	757.77	-
WANNING FAMILY	5.40	671,500.00	248,300.00	-	12,325.32	-
WANNING, CHRISTINE E	1.13	69,800.00	113,700.00	20,250.00	2,187.55	-
WARD, BARBARA	0.56	68,000.00	125,400.00	25,110.00	2,069.68	-
WARDAMASKY, DAVID J	1.00	33,200.00	94,400.00	20,250.00	1,438.49	-
WARNER, ALAN	151.09	68,600.00	107,700.00	-	2,362.42	-
WATERLIGHT, LLC	2.50	431,300.00	65,900.00	-	6,662.48	-
WATTERS, FREDERICK	4.00	45,900.00	165,400.00	20,250.00	2,560.07	-
WEBB, JAMES E	2.00	17,900.00	-	-	239.86	469.97
WEBB, WILLIAM S	6.40	1,037,000.00	737,900.00	20,250.00	23,512.31	-
WEBBER COVE BOATYARD INC.	5.40	83,900.00	152,200.00	-	3,163.74	-
WEBBER, DWAYNE	5.70	7,300.00	-	-	97.82	-
WEBBER, DWAYNE	5.80	37,700.00	-	-	505.18	-
WEBBER, DWAYNE S	17.00	99,000.00	443,100.00	20,250.00	6,992.79	-
WEBBER, EILEEN	20.00	25,500.00	-	-	341.70	-
WEBBER, EILEEN	0.80	119,200.00	162,400.00	-	3,773.44	-
WEBSTER, ANDREW	11.57	83,600.00	179,200.00	-	3,521.52	7,051.13
WEBSTER, PAUL P	6.80	52,000.00	173,200.00	20,250.00	2,746.33	-
WEED, LINDA T	0.92	37,200.00	100,500.00	20,250.00	1,573.83	-
WEEKS, KEN	37.00	233,500.00	66,200.00	20,250.00	3,744.63	-
WEINBERG, KENNETH	1.00	120,100.00	174,600.00	25,110.00	3,612.51	-
WEISS, CATHERINE S	10.00	788,400.00	20,500.00	-	10,839.26	11,106.45
WEISS, MARTINBlue Hill	5.50	684,400.00	215,900.00	20,250.00	11,792.67	-
WELLMAN, GABRIELLE	0.95	42,600.00	118,200.00	20,250.00	1,729.98	Overpaid
WELLS FARGO FINANCIAL	-	-	-	-	-	-
WELLS, JEAN E	1.80	40,300.00	22,900.00	20,250.00	500.22	261.19
WERNER, ELLEN J	1.00	38,300.00	141,500.00	-	2,409.32	-
WERNER, PETER A A	2.60	47,400.00	224,900.00	20,250.00	3,377.47	-
WERTH CAROLINE,	0.13	600.00	-	-	8.04	-
WERTH, CAROLINE	1.30	739,700.00	344,600.00	-	14,529.62	-
WERTH, CAROLINE	10.40	105,200.00	-	-	1,409.68	-
WERTH, CAROLINE G	1.16	190,800.00	153,100.00	20,250.00	4,336.91	-
WERTH, CAROLINE G	3.70	88,000.00	-	-	1,179.20	-
WESSEL, ANITA C	12.00	58,700.00	-	-	786.58	-
WESSEL, JEFFERY	98.40	165,500.00	124,700.00	20,250.00	3,617.33	-
WESSEL, JEFFREY	6.75	77,500.00	43,600.00	-	1,622.74	-
Wessel, Jesse P	47.60	104,000.00	139,600.00	20,250.00	2,992.89	-

OWNER	ACRES	LAND VALUE	BUILDING	EXEMPT	ORIGINAL	TAX DUE
WESSEL, JESSE P.	3.50	31,900.00	-	-	427.46	-
WESSEL, NORRIS D JR	5.42	70,800.00	-	-	948.72	-
WESSEL, NORRIS D SR	2.00	58,700.00	135,400.00	20,250.00	2,329.59	-
WESSEL, NORRIS JR	4.90	192,700.00	189,100.00	20,250.00	4,514.58	-
WESSEL, TERRANCE	2.00	58,700.00	107,400.00	20,250.00	1,954.39	-
WESSEL, TERRANCE	3.00	26,600.00	45,400.00	-	964.80	-
WESSEL, TERRANCE	0.84	67,300.00	94,400.00	-	2,166.78	-
WESSEL, TERRANCE A	39.90	68,200.00	-	-	913.88	-
WESTCOTT, HELEN O	1.00	120,100.00	181,500.00	-	4,041.44	-
WESTON, SARAH CARTER	1.50	48,000.00	115,200.00	20,250.00	1,915.53	Overpaid
WETLANDS FOUNDATION	63.90	58,900.00	-	-	789.26	-
WETLANDS FOUNDATION	179.00	88,100.00	-	-	1,180.54	-
WHEELDEN, CLAYTON A	7.00	47,200.00	197,700.00	20,250.00	3,010.31	5.14
WHEELER, PENELOPE H	5.00	29,300.00	6,700.00	-	482.40	-
WHETSTONE, JOHN PHILIP	6.65	44,800.00	17,300.00	-	832.14	-
WHITE, ALICE	0.80	66,000.00	-	-	884.40	906.22
WHITE, BRODY	0.50	30,800.00	109,400.00	20,250.00	1,607.33	-
WHITE, CALEB J	1.83	45,500.00	119,000.00	-	2,204.30	-
WHITE, JASON M	19.85	102,700.00	228,700.00	-	4,440.76	-
WHITE, LAURIE C	0.50	136,200.00	80,300.00	20,250.00	2,629.75	-
WHITE, OWEN M	32.00	36,800.00	-	-	493.12	-
WHITING, MARY	-	-	2,700.00	2,700.00	-	-
WHITING, MARY	1.50	91,400.00	187,600.00	20,250.00	3,467.25	-
WHITNEY, ELIZABETH	0.37	318,500.00	51,200.00	-	4,953.98	-
WHITNEY'S ELECTRIC, INC	1.39	20,100.00	-	-	269.34	-
WHITTLESEY, RICHARD A	1.10	128,600.00	182,700.00	20,250.00	3,900.07	-
WHYTE, NORMAN	3.60	39,800.00	143,900.00	20,250.00	2,018.52	-
WIGGIN, THEODORE	2.81	231,000.00	154,400.00	-	5,164.36	5,291.75
WIGGS, DEBORAH	11.00	62,500.00	148,300.00	20,250.00	2,359.98	-
WIGGS, DEBORAH J	1.69	45,100.00	63,900.00	-	1,460.60	-
WIGGS, DEBORAH J	2.95	37,500.00	36,300.00	-	988.92	-
WIGHT, RICHARD	10.00	72,300.00	111,900.00	-	2,468.28	-
WIGHT, SANDRA	-	-	29,300.00	-	392.62	-
Wight, Zachary R	97.70	118,700.00	-	-	1,590.58	-
WILBER, KEVIN	4.50	47,200.00	143,100.00	20,250.00	2,278.67	-
WILDER FAMILY GST EXEMPT	1.00	502,600.00	123,900.00	-	8,395.10	-
WILDER, AMOS T	11.00	889,100.00	150,100.00	-	13,925.28	-
WILHELM WALTON,	2.00	37,600.00	62,100.00	20,250.00	1,064.63	-
WILLIAM PHILLIPS	20.60	241,100.00	216,600.00	-	6,133.18	-
WILLIAMS, GREGORY	2.50	30,200.00	112,200.00	-	1,908.16	-
WILLIAMS, LINDA B	63.00	330,300.00	-	-	4,426.02	-
WILLIAMS, NICHOLAS K	1.00	35,500.00	67,000.00	-	1,373.50	1,407.38
WILLIAMS, TANIS	1.40	38,400.00	142,500.00	20,250.00	2,152.71	-
WILLIAMS, TIMOTHY	2.20	1,093,100.00	492,800.00	-	21,251.06	-
WILLIAMS, TIMOTHY	2.75	83,100.00	1,000.00	-	1,126.94	-
WILLIAMSON, AUGUSTUS E	6.20	15,800.00	-	-	211.72	-
WILLIAMSON, AUGUSTUS E	18.80	199,100.00	-	-	2,667.94	-
WILLIAMSON, AUGUSTUS E	3.37	901,900.00	132,800.00	-	13,864.98	-
WILLIAMSON, CRAIG	4.00	21,300.00	-	-	285.42	-
WILLIAMSON, STERLING	9.93	189,400.00	250,200.00	20,250.00	5,619.29	-
WILLIS, RICHARD C	1.11	51,400.00	125,100.00	-	2,365.10	-
WILLIS, SARA	1.80	74,300.00	135,100.00	20,250.00	2,342.34	-
WILLMANN, ELEANOR	46.00	6,100.00	-	-	81.74	-
WILLMANN, JEFFREY	60.00	81,600.00	167,300.00	20,250.00	2,840.04	-
WILMERDING, PATRICK R(1/2	17.00	23,500.00	-	-	314.90	-
WILSON, MARTIN A	44.30	94,900.00	202,700.00	-	3,987.84	-
WINTERS, PENNY	0.25	17,200.00	2,500.00	-	263.98	-
WINTERS, PENNY	-	-	-	-	-	-

OWNER	ACRES	LAND VALUE	BUILDING	EXEMPT	ORIGINAL	TAX DUE
WINTERS, PENNY M.	6.60	63,200.00	79,800.00	20,250.00	1,644.85	2,062.25
WINTERS, SHANE	1.00	39,500.00	18,300.00	20,250.00	503.17	186.27
WINTHROP, JOAN	2.00	72,900.00	140,800.00	20,250.00	2,396.52	-
WISEMAN, RICK	1.50	42,700.00	117,800.00	25,110.00	1,814.23	1,858.98
WITHAM, ARLENE W	6.00	72,300.00	-	-	968.82	-
WOERNER, CHRISTOPHER	0.68	79,000.00	33,400.00	-	1,506.16	-
WOISARD, J KENNETH	0.75	119,000.00	149,700.00	20,250.00	3,329.23	-
WOLF, MICHAEL	4.12	348,200.00	330,800.00	20,250.00	8,827.25	-
WOLF, STEPHEN M	5.10	1,025,100.00	350,000.00	-	18,426.34	-
WOLFE, MELANIE	3.00	48,500.00	98,300.00	20,250.00	1,695.77	-
WOOD, DAVID L	0.17	2,800.00	-	-	37.52	38.45
WOOD, DENNIS	29.01	37,000.00	-	-	495.80	-
WOOD, RAYMOND W	0.45	64,700.00	99,500.00	20,250.00	1,928.93	2.25
WOOD, TODD M	1.10	38,500.00	116,900.00	-	2,082.36	-
WOODARD, JEAN M	0.87	140,900.00	-	-	1,888.06	-
WOODRUFF, DIANE P	1.20	72,800.00	152,100.00	20,250.00	2,742.31	-
WOODS POINT NOMINEE	2.00	621,000.00	252,700.00	-	11,707.58	-
WOODS POINT, LLC	1.50	714,000.00	243,600.00	-	12,831.84	-
WOODWARD, REBEKAH I	13.00	59,900.00	135,000.00	20,250.00	2,340.31	-
WOOG, AMANDA R	70.00	32,000.00	-	-	428.80	-
WOOG, AMANDA R	30.00	52,700.00	187,400.00	-	3,217.34	-
WOOTTEN, J BENJAMIN	22.02	215,900.00	451,000.00	20,250.00	8,665.11	Overpaid
WOOTTEN, JOHN	4.80	187,300.00	136,200.00	20,250.00	4,063.55	-
WOOTTEN, KATE W	6.85	86,100.00	277,100.00	20,250.00	4,595.53	-
WORDEN, SHELIA M	1.00	25,500.00	-	-	341.70	-
WYATT, KAREN A TRUST	0.75	141,600.00	185,800.00	20,250.00	3,829.14	-
WYETH, JACKIE	5.30	37,300.00	141,800.00	20,250.00	1,960.56	-
WYMAN, ROSEMARY K	5.60	121,100.00	44,800.00	-	2,223.06	-
YARDY, RAYMOND	5.60	78,900.00	215,500.00	20,250.00	3,413.34	-
YARUTA YOUNG, SUSAN	2.07	93,800.00	166,400.00	20,250.00	2,982.42	-
YESLEY, MARJORIE	9.40	89,300.00	171,900.00	20,250.00	2,995.02	-
YNTEMA, LAURIE	15.60	800.00	-	-	10.72	-
YNTEMA, LAURIE	12.60	192,700.00	311,800.00	20,250.00	6,060.60	-
YORK, ANDREW J	1.20	81,300.00	111,500.00	20,250.00	2,312.17	3,892.21
YORK, ELIZABETH	9.00	175,100.00	4,500.00	20,250.00	1,966.86	-
YORK, ELIZABETH	0.09	15,300.00	-	-	205.02	-
YOUNG, BRANDON W	1.00	38,300.00	108,400.00	-	1,965.78	-
YOUNG, JON CHRISTOPHER	3.00	72,300.00	151,000.00	20,250.00	2,720.87	-
YOUNG, VERONICA L	0.40	106,800.00	120,100.00	20,250.00	2,562.84	-
YOUNKER, LESTER	4.00	45,900.00	69,700.00	20,250.00	1,160.46	-
YURCHICK, CHESLEY SR	3.75	36,800.00	44,200.00	20,250.00	814.05	0.19
ZACHARY S. MARTIN TRUST	0.65	127,600.00	-	-	1,709.84	-
ZACHARY S. MARTIN TRUST	3.20	1,264,000.00	2,699,100.00	-	53,105.54	-
ZDANIS, WILLIAM R., JR	8.80	49,500.00	245,700.00	20,250.00	3,684.33	-
ZENTZ, GEOFFREY C	0.40	61,400.00	87,400.00	-	1,993.92	-
ZERO4614 HOLDINGS, LLC	1.10	160,000.00	123,300.00	-	3,796.22	-
ZHU, VIVIAN	3.14	169,500.00	-	-	2,271.30	-
ZONIS, NADIA	97.00	215,700.00	105,500.00	-	4,304.08	12.48
-	-	-	-	-	-	-

Town of Blue Hill Budget Committee Report

This year's Annual Town Meeting will be held in the Blue Hill Consolidated School's (BHCS) gymnasium on Saturday, 6 April 2024, starting at 9:00 am. The Budget Committee has worked closely with our new Town Administrator, Ms. Julie Atwell, the Select Board, the School Committee, and representatives from the George Stevens Academy to review the proposed budget and to offer suggestions for its improvement.

As proposed, expenditures funded by property taxes are expected to increase by 6 to 7% compared to last year.

The Budget Committee agrees with the recommendations of the Select Board and School Committee. There are, however, several areas where some additional context may be useful as you consider your vote on the budget articles and other requests.

School Budget - The 2024-25 operating education budget is up 9.25% compared to the 2023-24 budget. Anticipated Revenue from the state has increased by 11.86% which will offset some budget increases. This year's budget includes - contracted raises for school employees, increases for high school special education costs, the addition of one Multi-Tiered Systems of Support (MTSS) teacher, climate control and dehumidification for the Learning Loft and the library, and increases for inflation. The budget also includes the addition of a second pre-kindergarten (PK) classroom. The school's PK program, started in 2014, has been very successful and the addition of a second classroom will enable the school to provide services to an additional class of 16 students. The Budget Committee agrees with the operating budget brought forward by the School Committee, noting a current enrollment that averages 260 students (up from about 240 students 10 years ago).

GSA Tuition - George Stevens Academy (GSA) has again requested an excess payment from each "sending town," including Blue Hill, above the state-specified maximum allowable tuition. Similar to last year, the amount requested is \$1,700 per pupil (\$185,300 - assuming 109 Blue Hill GSA students). Individually, each member of the Budget Committee favors payment of the excess charge, however, the Budget Committee makes no recommendation on this request because a proposed 2024-2025 operating budget from GSA was not available for review by the committee.

Last year (and similar to the one prior) the Budget Committee supported the school's request for excess payments with the understanding that the

payments would support the school's operation without the elimination of any programs. After the payments were approved by the town last year, GSA reduced its staff and made program changes accordingly.

If GSA plans to continue requesting excess payments from the town, and seeks to get approval from the Budget Committee, then it needs to provide useful budgetary information to the town on a schedule similar to the one that the BHCS follows.

Wastewater Treatment Plant – The Wastewater Treatment Plant requires a major upgrade due to age and anticipated sea level rise. The Town secured a \$2.75 million long-term loan at a favorable interest rate for the project, as well as a \$1.25 million grant from the USDA. The upgrade project is scheduled to start in 2025, and to fund continuing operations of the plant in 2024 the town has budgeted \$277,800 (which does not include costs associated with the upgrade of the plant).

Roads - This year, Road Commissioner Ben Adams plans to continue road and infrastructure improvements, beginning with a 1.6-mile reclamation and repaving of a portion of Parker Point Road (\$396,496). 1,500 feet of the Stover Road to West Toddy Lane will be paved (\$56,974), the Penobscot end of the Kingdom Road will be paved (\$32,230), and a portion of the Jay Carter Road will be paved in East Blue Hill (\$85,000). Additionally, \$150,000 is budgeted for regular culvert replacement and infrastructure maintenance and improvements, such as widening the Tenney Hill sidewalk and extending the sidewalk along the library lawn. The Mountain Road project is set to begin this summer, and should be completed by fall, for an anticipated cost of \$2.3 million.

Public Works – Last year the Select Board took a step towards improving the town's efficiency and fiscal responsibility by establishing a Public Works Department. With a focus on controlling costs, the Board facilitated the leasing of a backhoe, the hiring of a full-time employee, and the acquisition of a utility truck. These measures resulted in savings of about \$95,000. Bringing essential tasks in-house has also given the town greater command over project timelines and operations and has reduced its reliance on contractors. Looking ahead, an additional, seasonal, part-time Public Works employee will be hired in 2024.

Long Term Debt - At the end of 2022 the Town had \$2,692,870 in bonds/long term debt. The Town added no long term debt in 2023. This year the Town is planning to reconstruct the Mountain Road and upgrade the Wastewater Treatment Plant extensively. These two projects will add \$1,040,000 and \$2,750,000 to the Town's long term debt bringing the

total to approximately \$6,500,000. A full schedule by the Treasurer is in the back of this booklet.

The Maine Bond Bank sets a statutory limit of 7.5% of a town's State Valuation for long term debt (excluding school long term debt.) With a State Valuation of \$956,100,000 Blue Hill will be well within statutory limits.

Conclusion - We think this year's proposed budget provides for appropriate levels of spending and we support the budget as presented by the Select Board with one proviso. In the future, GSA should be required to provide budgetary information on the same schedule, and in the same manner, as the BHCS if it wants to receive excess payments from the Town of Blue Hill.

Respectfully submitted,

Town of Blue Hill Budget Committee

Aran Lawrence

Carolyn Greene Mor

John Richardson (Chairman)

Amanda Woog

Town of Blue Hill

2024 ANNUAL TOWN MEETING WARRANT

(The official posted Warrant may have minor changes, which would be mentioned at the Annual Town Meeting if applicable)

State of Maine, County of Hancock
Town of Blue Hill

To: Jeff Milliken, a resident of said Blue Hill, in said County.

Greetings: In the name of the State of Maine, you are hereby required to warn and notify the voters of Blue Hill, in said County, qualified by law to vote in Town affairs, to meet in the auditorium at the Town Hall, Blue Hill, on Friday, April 5, 2024, at 9:30 am, then and there to act on the following articles to wit:

ARTICLE 1. To choose a moderator to preside at said meeting.

NOTE: Articles 2 and 3 are set out in a written ballot to be acted upon Friday, April 5. The polls will be open for voting in the auditorium at the Town Hall at 10:00 am and close at 8:00 pm. The meeting will reconvene Saturday, April 6, 2024 at the Blue Hill Consolidated School gymnasium at 9:00 am and will run until adjourned by the moderator.

ARTICLE 2. Election of officers

ARTICLE 3. GSA Excess Charge

To see if the Town will vote to raise and appropriate \$185,300 from Property Tax in Excess Tuition Charges for George Stevens Academy (in excess of the maximum tuition and Insured Value Factor payments set by the state) and authorize the School Committee to pay George Stevens Academy during the school fiscal year 2024-2025 an additional \$1,700 per student, for up to 109 students, the maximum number of Blue Hill students estimated to attend George Stevens Academy during the 2024-2025 school year. All such amounts appropriated will be additional local funds which exceed the state's Essential Programs and Services allocation model for this purpose.

ARTICLE 4. To authorize the moderator at their discretion, to dispense with the complete reading or re-reading of an article and allow the Town to vote by written ballot upon a request from 10 or more voters.

ARTICLE 5. To authorize the moderator to continue their responsibilities until all articles have been received and verified as to the outcome.

EDUCATION ARTICLES

ARTICLE 6. To see what sum the town will authorize the school committee to expend for Regular Instruction. (Elementary Instruction Program, Secondary Instruction Program, Alternative Education, English as a 2nd Language, Gifted and Talented)

School Committee Recommends: \$4,338,358.74

Budget Committee Recommends: \$4,338,358.74

ARTICLE 7. To see what sum the town will authorize the school committee to expend for Special Education. (Special Education Programs and Administration)

School Committee Recommends: \$1,054,953.14

Budget Committee Recommends: \$1,054,953.14

ARTICLE 8. To see what sum the town will authorize the school committee to expend for Other Instruction. (Co-curricular, Extra-curricular, Summer School)

School Committee Recommends: \$60,993.18

Budget Committee Recommends: \$60,993.18

ARTICLE 9. To see what sum the town will authorize the school committee to expend for Student and Staff Support. (Guidance Services, Health Services, Library Services, Instructional Technology, Instructional Staff Training, Curriculum Development)

School Committee Recommends: \$358,119.41

Budget Committee Recommends: \$358,119.41

ARTICLE 10. To see what sum the town will authorize the school committee to expend for System Administration. (School Board Services, Office of the Superintendent Services)

School Committee Recommends: \$202,308.98

Budget Committee Recommends: \$202,308.98

ARTICLE 11. To see what sum the town will authorize the school committee to expend for School Administration.

School Committee Recommends: \$331,253.26

Budget Committee Recommends: \$331,253.26

ARTICLE 12. To see what sum the town will authorize the school committee to expend for Transportation and Buses.

School Committee Recommends: \$351,191.14

Budget Committee Recommends: \$351,191.14

ARTICLE 13. To see what sum the town will authorize the school committee to expend for Facilities Maintenance. (Maintenance/Custodial, Capital Enhancement & Improvement, Capital Renewal & Renovation)

School Committee Recommends: \$465,733.42

Budget Committee Recommends: \$465,733.42

ARTICLE 14. To see what sum the town will authorize the school committee to expend for Debt Service and Other Commitments

School Committee Recommends: \$127,492.33
Budget Committee Recommends: \$127,492.33

ARTICLE 15. To see what sum the town will authorize the school committee to expend for All Other Expenditures, including the food service program, with authorization to expend any additional, incidental, or miscellaneous receipts in the interest and for the well-being of the food service program.

School Committee Recommends: \$49,197.91
Budget Committee Recommends: \$49,197.91

ARTICLE 16. To see what sum the town will appropriate for the total cost of funding public education from kindergarten to grade 12 as described in the Essential Programs and Services Funding Act and to see what sum the town will raise as the town's contribution to the total cost of funding public education from kindergarten to grade 12 as described in the Essential Programs and Services Funding Act in accordance with the Maine Revised Statutes, Title 20-A, section 15688.

**School Committee Recommends that \$4,688,144.15 be appropriated
and \$4,237,881.35 be raised.**
**Budget Committee Recommends that \$4,688,144.15 be appropriated
and \$4,237,881.35 be raised.**

State-Mandated Explanation: The town's contribution to the total cost of funding public education from kindergarten to grade 12 as described in the Essential Programs and Services Funding Act is the amount of money determined by state law to be the minimum amount that a municipality must raise in order to receive the full amount of state dollars.

ARTICLE 17. (Written Ballot Required). To see what sum the town will raise and appropriate in additional local funds, which exceeds the State's Essential Programs and Services allocation model as required to fund the budget recommended by the school committee.

School Committee and Budget Committee Recommend \$2,649,257.36 for additional local funds and give the following reason for exceeding the State's Essential Programs and Services funding model by **\$2,649,257.36**: in order to maintain current programs and offerings.

State-Mandated Explanation: The additional local funds are those locally raised funds over and above the town's local contribution to the total cost of funding public education from kindergarten to grade 12 as described in the Essential Programs and Services Funding Act and local amounts raised for the annual payment on non-state funded debt service that will help achieve the Blue Hill Public Schools budget for educational programs.

ARTICLE 18. To see what sum the town will authorize the school committee to expend for the fiscal year beginning July 1, 2024 and ending June 30, 2025 from the town’s contribution to the total cost of funding public education from kindergarten to grade 12 as described in the Essential Programs and Services Funding Act, local funds for debt service on non-state-funded school construction projects, additional local funds for school purposes under the Maine Revised Statutes, Title 20-A, section 15690, unexpended balances, tuition receipts, state subsidy and other receipts for the support of schools.

School Committee Recommends: \$7,339,601.51
Budget Committee Recommends: \$7,339,601.51

ARTICLE 19. To see what sum the Town will raise for the BHCS Capital Improvement Reserve Fund.

School Committee Recommends: \$20,000.00
Budget Committee Recommends: \$20,000.00

ARTICLE 20. To see what sum the Town will raise for the BHCS Technology Reserve Fund.

School Committee Recommends: \$5,000.00
Budget Committee Recommends: \$5,000.00

ARTICLE 21. To see what sum the Town will raise for the new Pre Kindergarten Reserve Fund.

School Committee Recommends: \$200,000.00
Budget Committee Recommends: \$200,000.00

ARTICLE 22. To see if the Town will appropriate \$600,000 for payments to be made on behalf of other School Union 93 towns, representing their shares of the School Union’s costs, to be fully reimbursed by payments to be received from these other towns.

School Committee Recommends: \$600,000
Budget Committee Recommends: \$600,000

ARTICLE 23. To see if the Town will vote to authorize the School Committee to expend state and federal funds and other receipts to operate the schools for the period July 1, 2024 to June 30, 2025.

School Committee Recommends
Budget Committee Recommends

MUNICIPAL BUDGET ARTICLES

The Town has adjusted its financial accounting at the beginning of 2024 to better align the revenue and expense accounts with the various Town departments and to eliminate “unclassified” account groups. In connection with these changes, the 2023 figures were also adjusted to match the new account map. Therefore, the 2023 Appropriation figures shown below do not necessarily match the values shown in the 2023 Warrant. The amounts of any overdrafts, as identified in Article 61, were calculated using the 2023 appropriations—as approved last year—and the 2023 expenditures according to the previous account map.

General Government/Town Administration

ARTICLE 24. To see if the Town will vote to raise and appropriate \$492,100 from Property Tax, appropriate \$125,000 from State Subsidy, Fees, and Interest Income for General Government/Town Administration (Town Administrator, Town Office, General Government, Elections, tax assessing, mapping and quarterly review activity, municipal insurance, and General Assistance).

2023 <u>Appropriation</u>	2023 <u>Expended</u>	2024 <u>Select Board Recommend</u>	2024 <u>Budget Committee Recommend</u>
\$ 545,650	\$ 521,717	\$ 617,100	\$ 617,100

ARTICLE 25. To see if the Town will vote to raise and appropriate \$1,000 from Property Tax and to appropriate \$4,060 from restricted donation balances carried forward for the Town Administrator’s Discretionary Fund.

2023 <u>Appropriation</u>	2023 <u>Expended</u>	2024 <u>Select Board Recommend</u>	2024 <u>Budget Committee Recommend</u>
\$ 6,000	\$ 941	\$ 5,060	\$ 5,060

ARTICLE 26. To see if the Town will vote to raise and appropriate \$250,100 from Property Tax to pay principal and interest due on Municipal Bonds and Notes.

	2023 <u>Appropriation</u>	2023 <u>Expended</u>	2024 <u>Select Board Recommend</u>	2024 <u>Budget Committee Recommend</u>
2011 Sewer Ext.	\$ 102,394	\$ 102,394	\$ 102,400	\$ 102,400
2015 Refinance	91,835	91,344	92,000	92,000
2012 Bridge	15,732	15,412	15,700	15,700
2024 Mtn. Rd.	0	0	30,000	30,000
2024 WWTP	<u>20,000</u>	<u>0</u>	<u>10,000</u>	<u>10,000</u>
Total	\$ 229,961	\$ 209,150	\$ 250,100	\$ 250,100

Enforcement & Public Safety

ARTICLE 27. To see if the Town will vote to raise and appropriate \$79,500 for the Fire Department, Forest Fire Suppression, and Civil Emergency Management from Property Tax and appropriate \$14,800 from rental funds received from Peninsula Ambulance Corps.

2023 <u>Appropriation</u>	2023 <u>Expended</u>	2024 Select Board <u>Recommend</u> s	2024 Budget Committee <u>Recommend</u> s
\$ 92,240	\$ 80,700	\$ 94,300	\$ 94,300

ARTICLE 28. To see if the Town will vote to raise and appropriate \$14,000 from Property Tax and appropriate \$36,000 from Unassigned Funds for Fire Department Relocation Planning (with any unexpended funds lapsing into a Fire Department Relocation Reserve) and appropriate \$100,000 from Unassigned Funds for the Fire Truck and Equipment Reserve.

2023 <u>Appropriation</u>	2023 <u>Expended</u>	2024 Select Board <u>Recommend</u> s	2024 Budget Committee <u>Recommend</u> s
\$ 380,000	\$ 380,000	\$ 150,000	\$ 150,000

ARTICLE 29. To see if the Town will vote to raise and appropriate \$78,100 from Property Tax and appropriate \$15,500 from Fees for other Public Safety and Emergency Services, including the Hancock County RCC-911 dispatch service, Law Enforcement, Code Enforcement/Plumbing Inspector, Animal Control, 911 Signs and Streetlights.

2023 <u>Appropriation</u>	2023 <u>Expended</u>	2024 Select Board <u>Recommend</u> s	2024 Budget Committee <u>Recommend</u> s
\$ 108,510	\$ 84,430	\$ 93,600	\$ 93,600

Facilities

ARTICLE 30. To see if the Town will vote to raise and appropriate \$46,000 from Property Tax, and appropriate \$9,000 from Rental Income for Town building operating costs.

2023 <u>Appropriation</u>	2023 <u>Expended</u>	2024 Select Board <u>Recommend</u> s	2024 Budget Committee <u>Recommend</u> s
\$ 42,000	\$ 40,576	\$ 55,000	\$ 55,000

ARTICLE 31. To see if the Town will vote to raise and appropriate \$32,000 from Property Tax and appropriate \$53,000 from Unassigned Funds for upgrades and repairs to the Town Hall and Stavola building (generator, heat pumps, improvement reserve, and Stavola building exterior).

<u>2023</u> <u>Appropriation</u>	<u>2023</u> <u>Expended</u>	<u>2024</u> <u>Select Board</u> <u>Recommends</u>	<u>2024</u> <u>Budget Committee</u> <u>Recommends</u>
\$ 55,000	\$ 94,139	\$ 85,000	\$ 85,000

ARTICLE 32. To see if the Town will vote to raise and appropriate \$461,500 from Property Tax, and appropriate \$675,000 from Excise Tax and \$50,000 from State Subsidy for the Highway Department sidewalks, road maintenance, snow/sand removal.

<u>2023</u> <u>Appropriation</u>	<u>2023</u> <u>Expended</u>	<u>2024</u> <u>Select Board</u> <u>Recommends</u>	<u>2024</u> <u>Budget Committee</u> <u>Recommends</u>
\$ 886,918	\$ 650,203	\$ 1,186,500	\$ 1,186,500

ARTICLE 33. To see if the Town will vote to raise and appropriate \$30,000 from Property Tax, appropriate \$330,000 from Unassigned Funds, and renew \$2,000,000 appropriated at the 2023 Annual Town Meeting (Article 33) for road improvements and reconstruction of Mountain Road and engineering and planning for future road reconstruction.

<u>2023</u> <u>Appropriation</u>	<u>2023</u> <u>Expended</u>	<u>2024</u> <u>Select Board</u> <u>Recommends</u>	<u>2024</u> <u>Budget Committee</u> <u>Recommends</u>
\$ 2,070,200	\$ 53,657	\$ 2,360,000	\$ 2,360,000

ARTICLE 34. To see if the Town will vote to appropriate \$32,500 from Boat Excise Tax, Mooring Fees and Dinghy Tie-up Fees and \$3,900 from the Marine Resources Reserve to support Marine Resource activities, including Harbormaster and Shellfish Warden wages and activities, and routine maintenance and operational expenses for the Town’s wharves, with any unexpended balance to lapse to the Marine Resources Reserve.

<u>2023</u> <u>Appropriation</u>	<u>2023</u> <u>Expended</u>	<u>2024</u> <u>Select Board</u> <u>Recommends</u>	<u>2024</u> <u>Budget Committee</u> <u>Recommends</u>
\$ 38,300	\$ 23,016	\$ 36,400	\$ 36,400

ARTICLE 35. To see if the Town will vote to raise and appropriate \$75,000 from Property Tax and appropriate \$47,000 from the Marine Resources Reserve for Marine Capital Investment and Float Replacement, with such amounts available, without further appropriation, through December 31, 2025.

<u>2023</u> <u>Appropriation</u>	<u>2023</u> <u>Expended</u>	<u>2024</u> <u>Select Board</u> <u>Recommends</u>	<u>2024</u> <u>Budget Committee</u> <u>Recommends</u>
\$ 65,500	\$ 18,000	\$ 122,000	\$ 122,000

ARTICLE 36. To see if the Town will vote to raise and appropriate \$149,200 from Property Tax for Public Works Wages and Operating Expenses.

<u>2023</u> <u>Appropriation</u>	<u>2023</u> <u>Expended</u>	<u>2024</u> <u>Select Board</u> <u>Recommends</u>	<u>2024</u> <u>Budget Committee</u> <u>Recommends</u>
\$ 0	\$ 52,736	\$ 149,200	\$ 149,200

ARTICLE 37. To see if the Town will vote to raise and appropriate \$15,000 from Property Tax for Public Works Equipment.

<u>2023</u> <u>Appropriation</u>	<u>2023</u> <u>Expended</u>	<u>2024</u> <u>Select Board</u> <u>Recommends</u>	<u>2024</u> <u>Budget Committee</u> <u>Recommends</u>
\$ 0	\$ 141,651	\$ 15,000	\$ 15,000

Parks, Recreation & Cemeteries

ARTICLE 38. To see if the Town will vote to raise and appropriate \$31,500 from Property Tax and appropriate \$10,000 from the Parks and Recreation Reserve for the Town parks, public fields, lawns, trees, and recreation program, with any unexpended balance to lapse to the Parks and Recreation Reserve.

<u>2023</u> <u>Appropriation</u>	<u>2023</u> <u>Expended</u>	<u>2024</u> <u>Select Board</u> <u>Recommends</u>	<u>2024</u> <u>Budget Committee</u> <u>Recommends</u>
\$ 189,700	\$ 130,735	\$ 41,500	\$ 41,500

ARTICLE 39. To see if the Town will vote to raise and appropriate \$5,000 from Property Tax and to appropriate \$3,000 from donated funds and \$20,000 from Unassigned Funds for the Care, Upkeep and Capital Improvement of Cemeteries.

2023 <u>Appropriation</u>	2023 <u>Expended</u>	2024 Select Board <u>Recommends</u>	2024 Budget Committee <u>Recommends</u>
\$ 65,000	\$ 14,983	\$ 28,000	\$ 28,000

Sanitation

ARTICLE 40. To see if the Town will vote to raise and appropriate \$335,000 from Property Tax for Blue Hill’s share of the cost of operating the Solid Waste Transfer Station and Recycling Program.

2023 <u>Appropriation</u>	2023 <u>Expended</u>	2024 Select Board <u>Recommends</u>	2024 Budget Committee <u>Recommends</u>
\$ 270,000	\$ 269,899	\$ 335,000	\$ 335,000

ARTICLE 41. To see if the Town will vote to raise and appropriate \$16,000 from Property Tax and appropriate \$274,300 from Sewer Fees to fund the Wastewater Treatment Plant Operation and for Disposal of Septic Tank Sludge.

2023 <u>Appropriation</u>	2023 <u>Expended</u>	2024 Select Board <u>Recommends</u>	2024 Budget Committee <u>Recommends</u>
\$ 254,300	\$ 275,174	\$ 290,300	\$ 290,300

Boards & Committees

ARTICLE 42. To see if the Town will vote to raise and appropriate \$40,000 from Property Tax for Select Board wages and operations and for Planning Board expenses.

2023 <u>Appropriation</u>	2023 <u>Expended</u>	2024 Select Board <u>Recommends</u>	2024 Budget Committee <u>Recommends</u>
\$ 52,000	\$ 76,371	\$ 40,000	\$ 40,000

ARTICLE 43. To see if the Town will vote to appropriate \$50,000 from Unassigned Funds and authorize the Select Board to expend up to \$50,000, as they deem advisable, to meet Unanticipated Expenses and Emergencies.

2023 <u>Appropriation</u>	2023 <u>Expended</u>	2024 Select Board <u>Recommends</u>	2024 Budget Committee <u>Recommends</u>
\$ 25,000	\$ 23,289	\$ 50,000	\$ 50,000

ARTICLE 44. To see if the Town will appropriate up to \$10,000 of Unassigned Funds for Property Tax Abatements.

2023 <u>Appropriation</u>	2023 <u>Expended</u>	2024 Select Board <u>Recommends</u>	2024 Budget Committee <u>Recommends</u>
\$ 0	\$ 3,371	\$ 10,000	\$ 10,000

ARTICLE 45. To see if the Town will vote to appropriate \$14,000 from Unassigned Funds, for Town property surveys.

2023 <u>Appropriation</u>	2023 <u>Expended</u>	2024 Select Board <u>Recommends</u>	2024 Budget Committee <u>Recommends</u>
\$ 14,000	\$ 2,600	\$ 14,000	\$ 14,000

Note: Previous Annual Town Meeting Warrants included an article raising and appropriating Hancock County Tax. This article was not included this year since the Town is obligated to pay this regardless of Town vote. The amount of the 2024 County Tax is approximately \$450,000. The 2024 municipal budget also includes \$20,732 of expenditures funded by prior year appropriations carried over.

Third-Party Donation Requests

ARTICLE 46. To see if the Town will vote to raise and appropriate up to \$80,968 from Property Tax for the Peninsula Ambulance Corps.

<u>2023</u> <u>Appropriation</u>	<u>2023</u> <u>Expended</u>	<u>2024</u> <u>Select Board</u> <u>Recommends</u>	<u>2024</u> <u>Budget Committee</u> <u>Recommends</u>
\$ 73,988	\$ 73,988	\$ 80,968	\$ 80,968

ARTICLE 47. To see if the Town will vote to raise and appropriate up to \$99,500 from Property Tax for the Blue Hill Public Library.

<u>2023</u> <u>Appropriation</u>	<u>2023</u> <u>Expended</u>	<u>2024</u> <u>Select Board</u> <u>Recommends</u>	<u>2024</u> <u>Budget Committee</u> <u>Recommends</u>
\$ 90,500	\$ 90,500	\$ 99,500	\$ 99,500

ARTICLE 48. To see if the Town will vote to raise and appropriate up to \$3,000 from Property Tax for the East Blue Hill Public Library.

<u>2023</u> <u>Appropriation</u>	<u>2023</u> <u>Expended</u>	<u>2024</u> <u>Select Board</u> <u>Recommends</u>	<u>2024</u> <u>Budget Committee</u> <u>Recommends</u>
\$ 2,000	\$ 2,000	\$ 3,000	\$ 3,000

ARTICLE 49. To see if the Town will vote to raise and appropriate up to \$4,500 from Property Tax for Northern Light Home Care and Hospice.

<u>2023</u> <u>Appropriation</u>	<u>2023</u> <u>Expended</u>	<u>2024</u> <u>Select Board</u> <u>Recommends</u>	<u>2024</u> <u>Budget Committee</u> <u>Recommends</u>
\$ 4,500	\$ 4,500	\$ 4,500	\$ 4,500

ARTICLE 50. To see if the Town will vote to raise and appropriate up to \$20,000 from Property Tax for the Blue Hill Family YMCA/Lawrence Family Fitness Center.

<u>2023</u> <u>Appropriation</u>	<u>2023</u> <u>Expended</u>	<u>2024</u> <u>Select Board</u> <u>Recommends</u>	<u>2024</u> <u>Budget Committee</u> <u>Recommends</u>
\$ 20,000	\$ 20,000	\$ 20,000	\$ 20,000

ARTICLE 51. To see if the Town will vote to raise and appropriate up to \$2,000 from Property Tax for the Eastern Area Agency on Aging.

<u>2023</u> <u>Appropriation</u>	<u>2023</u> <u>Expended</u>	<u>2024</u> <u>Select Board</u> <u>Recommends</u>	<u>2024</u> <u>Budget Committee</u> <u>Recommends</u>
\$ 1,794	\$ 1,794	\$ 2,000	\$ 2,000

ARTICLE 52. To see if the Town will vote to raise and appropriate up to \$1,500 from Property Tax for the Blue Hill Historical Society.

<u>2023</u> <u>Appropriation</u>	<u>2023</u> <u>Expended</u>	<u>2024</u> <u>Select Board</u> <u>Recommends</u>	<u>2024</u> <u>Budget Committee</u> <u>Recommends</u>
\$ 1,500	\$ 1,500	\$ 1,500	\$ 1,500

ARTICLE 53. To see if the Town will vote to raise and appropriate up to \$2,600 from Property Tax for the Blue Hill Society for Aid to Children.

<u>2023</u> <u>Appropriation</u>	<u>2023</u> <u>Expended</u>	<u>2024</u> <u>Select Board</u> <u>Recommends</u>	<u>2024</u> <u>Budget Committee</u> <u>Recommends</u>
\$ 2,600	\$ 2,600	\$ 2,600	\$ 2,600

ARTICLE 55. To see if the Town will vote to raise and appropriate up to \$13,135 from Property Tax for Downeast Community Partners.

<u>2023</u> <u>Appropriation</u>	<u>2023</u> <u>Expended</u>	<u>2024</u> <u>Select Board</u> <u>Recommends</u>	<u>2024</u> <u>Budget Committee</u> <u>Recommends</u>
\$ 10,888	\$ 10,888	\$ 13,135	\$ 13,135

ARTICLE 56. To see if the Town will vote to raise and appropriate up to \$2,350 from Property Tax for the WIC Program.

<u>2023</u> <u>Appropriation</u>	<u>2023</u> <u>Expended</u>	<u>2024</u> <u>Select Board</u> <u>Recommends</u>	<u>2024</u> <u>Budget Committee</u> <u>Recommends</u>
\$ 2,350	\$ 2,350	\$ 2,350	\$ 2,350

ARTICLE 57. To see if the Town will vote to raise and appropriate up to \$1,500 from Property Tax for Hospice Volunteers of Hancock County.

<u>2023</u> <u>Appropriation</u>	<u>2023</u> <u>Expended</u>	<u>2024</u> <u>Select Board</u> <u>Recommends</u>	<u>2024</u> <u>Budget Committee</u> <u>Recommends</u>
\$ 1,500	\$ 1,500	\$ 1,500	\$ 1,500

ARTICLE 58. To see if the Town will vote to raise and appropriate up to \$698 from Property Tax for the LifeFlight Foundation.

<u>2023</u> <u>Appropriation</u>	<u>2023</u> <u>Expended</u>	<u>2024</u> <u>Select Board</u> <u>Recommends</u>	<u>2024</u> <u>Budget Committee</u> <u>Recommends</u>
\$ 698	\$ 698	\$ 698	\$ 698

ARTICLE 59. To see if the Town will vote to raise and appropriate up to \$1,000 from Property Tax for the Loaves and Fishes Food Pantry.

<u>2023</u> <u>Appropriation</u>	<u>2023</u> <u>Expended</u>	<u>2024</u> <u>Select Board</u> <u>Recommends</u>	<u>2024</u> <u>Budget Committee</u> <u>Recommends</u>
\$ 500	\$ 500	\$ 1,000	\$ 1,000

ARTICLE 60. To see if the Town will vote to raise and appropriate up to \$550 from Property Tax for Downeast Transportation.

2023	2023	2024	2024
<u>Appropriation</u>	<u>Expended</u>	<u>Select Board Recommends</u>	<u>Budget Committee Recommends</u>
\$ 550	\$ 550	\$ 550	\$ 550

ARTICLE 61. To see if the Town will vote to appropriate \$1,252,182 from Unassigned Funds to cover the following overdrafts/shortfalls from the amounts appropriated for 2023 and, for Education items, for the 2022-23 school year as explained below.

<u>Account</u>	<u>Overdraft/Shortfall</u>
Education*	\$ 1,102,134
Public Works	98,887
Town Hall	29,055
WWTP Operations	14,549
Recreation	<u>7,557</u>
Total	\$ 1,252,182

*Paid from state and federal grants and reimbursements from other Union 93 towns

ARTICLE 62. To see if the Town will vote to authorize the Select Board to fix compensation of labor, trucks, and equipment for Town services for fiscal year 2024.

ARTICLE 63. To see if the Town will vote to accept the following amounts of money and the interest to be used for Perpetual Care of Cemetery Lots.

Seaside Cemetery	
D. Hunt	\$ 5,000
S. Farrar	500
R. Yardy	500
D. Pile	400
M. Anderson	400
R. Yardy/Scott	500
A. Stanton	500
E. Thors	500
B. Becton	500
Mountain View Cemetery	
D. Carter	200
J. & P. Astbury	<u>200</u>
Total	\$ 9,200

ORDINANCE ARTICLES

ARTICLE 64. Shall the Town of Blue Hill Harbor Ordinance be amended by deleting the words shown in strikethrough and adding the words shown in underline, as follows?

Section 5. Harbormaster

5.1 Appointment

The Select Board shall appoint a Harbormaster annually for a one-year term beginning ~~May~~ January 1 and ending ~~April 30~~ December 31...

...

Section 6. Moorings and Outhauls

...

- 6.6.1 ...Otherwise, its owner must immediately cease all use of the mooring and remove all ground tackle within fourteen (14) days (or such other period of time the **Harbormaster** determines to be reasonable) of 1) informing the **Harbormaster** of non-renewal or 2) ~~of~~ the expiration of the previous year's mooring permit, whichever comes earlier}.

Explanation: The Marine Resource Committee and the Select Board believe that a calendar year appointment would allow the Harbormaster to better participate in the development of the annual budget and each year's permit policies and provide time to prepare for the spring/summer peak boating season. The changes to 6.6.1 correct typographical errors in the ordinance.

ARTICLE 65. Shall the Blue Hill Healthy Ecosystem Ordinance be amended by adding the following to Section E. Exemptions?

E. EXEMPTIONS

...

- 12. Pesticides used for the control of non-native insects, diseases, plants, or other organisms, when used in the manner specified by the manufacturer.

Explanation: This amendment is proposed to enable individual property owners and the Town to protect trees and other important natural resources from non-native insects, diseases or plants which may threaten the survival of those trees or resources. Without this action, the Town is likely to lose many of its heritage elms and other large, outstanding trees.

ARTICLE 66. Shall an ordinance entitled “Blue Hill Shoreland Zoning Ordinance,” and further incorporating any amendments adopted at this Town Meeting, be enacted to replace the Shoreland Zoning Ordinance for the Municipality of Blue Hill?

Note: A copy of the proposed amendments to the ordinance is attached to the posted warrant and copies are available at the Town Office and at <https://bluehillme.gov>.

ARTICLE 67. Shall an ordinance entitled “Blue Hill Commercial Site Plan Review Ordinance (2024 amendment)” be enacted?

Note: A copy of the proposed amendments to the ordinance is attached to the posted warrant and copies are available at the Town Office and at <https://bluehillme.gov>.

OTHER ARTICLES

ARTICLE 68. To see if the Town will vote to accept a gift of land from Maine Coast Heritage Trust, being Blue Hill Tax Map 6, Lots 1 and 2, specifically being a small lot next to the causeway in South Blue Hill and two barred islands, subject to a reserved Conservation Easement to be held by Maine Coast Heritage Trust, providing that the property will be held by the Town in its current configuration in perpetuity and be available for recreational uses and commercial fisheries access to the shore.

The complete text of the reserved Conservation Easement is attached to the posted warrant and copies are available at the Town Office and at <https://bluehillme.gov>.

ARTICLE 69. To see if the Town will vote to (1) authorize the Tax Collector or Treasurer to accept prepaid taxes not yet committed, pursuant to 36 M.R.S. § 506; (2) fix the annual interest rate at 8.00% on overdue property taxes, tax liens, and tax acquired property; (3) set the date of October 15, 2024 for property tax payments after which interest will accrue on unpaid taxes; (4) authorize the Select Board to sell and repurchase lots in the Town’s cemeteries and accept payments for said lots; and (5) authorize the expenditure of an amount not to exceed 4/12 of the amount assigned to each budget category of the 2024 Annual Budget during the period from January 1, 2025 to the 2025 Annual Town Meeting.

ARTICLE 70. (Written Ballot Required) To see if the Town will vote to increase the municipal property tax levy limit of \$1,678,903 established by the state in the event that the municipal budget approved under the preceding articles results in a tax commitment that is greater than this property tax limit.

GIVEN UNTO OUR HANDS at Blue Hill, Maine this __th day of March 2024.

/s/ Ellen Best
Ellen Best

/s/ Sean Dooley
Sean Dooley

/s/ James Dow
James Dow

/s/ D. Scott Miller
D. Scott Miller

A majority of the Municipal Officers of Blue Hill, Maine.

Attest: A True Copy:

/s/ Julie Atwell
Julie Atwell, Town Clerk

The Registrar of Voters hereby gives notice that she will be in session at her office Monday, April 1, 2024 from 8:00am to 9:00pm for the purposes of revising and correcting the list of voters.

Attest:

/s/ Julie Atwell
Julie Atwell, Town Clerk

TOWN OF BLUE HILL
MUNICIPAL ELECTION
OFFICIAL BALLOT
APRIL 5TH, 2024

Julie Atwell, Town Clerk

INSTRUCTIONS TO VOTERS

- Fill in the circle next to your choice, like this: ☒
- You may vote for a person whose name does not appear on the ballot by writing in their name in the proper blank space(s) and by filling in the oval to the left.
- To have your vote count, do not spoil your ballot by crossing out your choice.
- If you make a mistake, ask for a new ballot.

ARTICLE 2.

FOR SELECT BOARD – 3 YEAR TERM

Vote for NOT more than TWO (2)

- ☐ David Scott Miller
- ☐ James Daniel Wootten
- ☐ Sean Dooley
- ☐ _____
WRITE IN

FOR PLANNING BOARD – 3 YEAR TERM

Vote for NOT more than THREE (3)

- ☐ Scott Blanchard
- ☐ Diana Page
- ☐ _____
WRITE IN

FOR SELECT BOARD – 1 YEAR TERM

Vote for NOT more than ONE (1)

- ☐ Benjamin Adams
- ☐ _____
WRITE IN

***FOR SCHOOL BOARD – 3 YEAR TERM**

Vote for NOT more than ONE (1)

- ☐ George W. Blake
- ☐ _____
WRITE IN

CONTINUE ON NEXT PAGE

ARTICLE 3.

To see if the Town will vote to raise and appropriate \$185,300 from Property Tax in Excess Tuition Charges for George Stevens Academy (in excess of the maximum tuition and Insured Value Factor payments set by the state) and authorize the School Committee to pay George Stevens Academy during the school fiscal year 2024-2025 an additional \$1,700 per student, for up to 109 students, the maximum number of Blue Hill students estimated to attend George Stevens Academy during the 2024-2025 school year. All such amounts appropriated will be additional local funds which exceed the state's Essential Programs and Services allocation model for this purpose.

☐ YES ☐ NO

***Ballot had a correction. Additional Write In space added for School Board - 3 Year Term.**

